



The Buzz

Newsletter of the Iowa Honey Producers Association



January 2011



Beginner Beekeeping Courses Pg.4
Central Iowa Beekeeper's Annual Auction Pg.6
Featured Beekeeper of the Month Pg.8





April 16th at 10:00am The Central Iowa Beekeepers Auction in Perry at Curt Bronnenberg's in town honey house.



FOR SALE: 2 or 3 pound packages of Italian bees with queen. Picked up in Cedar Rapids or Aurora, Iowa in mid-April. Bees from Hill-Ward Apiary in California.

All orders must be received by February 28.

Contact Douglas Child 319-634-3682.

FOR SALE: Package Bees--2#, 3# and 4#. The 4# can come with either 1 or 2 queens. Your choice of Carniolan or Italian queens. Prices won't be available until some time in January. Bees will be arriving in early to mid April. Pickup is in Lynnville, IA or Hamilton, IL.

Contact Phil Ebert at 641-527-2639, e-mail ehoney37@netins.net or check our web site www.eberthoney.com

FOR SALE: 50 metal bound queen excluders and approx 20 wood bound queen excluders. Many are near new-\$3 each or \$2.50 if you take them all. I also have some wood bound excluders that need repair. Those would be a throw in.

Contact Phil Ebert 641-527-2639 or e-mail ehoney37@netins.net

For Sale: Pine Hive Components. 9 5/8" Boxes \$16, 6 5/8" Boxes \$14, reversible screened bottom boards \$14 (solid bottom boards \$13), telescoping cover \$16. Painted, handholds, and bee space compatible with commercial woodenware. Glued with Titebond II and screwed, simple butt joints.

Contact: Josh Sommers (641) 658-2213

FOR SALE: Packages
3 # packages available mid April.
More information and pricing next month.

Contact:
Curt Bronnenberg Home # 515-465-5939
Cell # 515-480-6075

Pat Ennis Home # 641-444-4767
Cell # 515-293-2601

FOR SALE: 3 pound Package bees.

\$65 avail aprox. 2nd week April.

Larry Soder 545-462-4489
soderapiaries@gmail.com

For Sale: Good Used Equipment

Cowen uncapper/ slide & wax melter
SS Holding Tank, 300 gal
Band Heater for 55 gal drum 240 volt
Truck '79 Ford F150 4 wheel drive
Pickup Crane and barrel clamp
Scales, balance
Barrel truck
Bottling tank 70 gal Heavy duty Dadant SS
2 Observation hives
5 gal jugs #11
Extracting trays #25
Honey pump, Kelly with motor, pulley and baseplate
Paddle Fan
Wax Pans

Bottom boards #123
Telescoping covers #6
Migratory covers #16
Inner covers #97
Queen excluders #129
Hive bodies empty #31

For Sale: 5 frame Nuc with an Italian Queen - \$100.00 Also a few singles also with an Italian Queen - \$135.00. For more info, call Pat Ennis @ 1-515-293-2601.

5_11



Hive bodies with frames #67
Comb honey supers #16
Honey Supers 6 5/8 #14
Styrofoam cover inserts free
Black winter wraps free singles #11, doubles #11
Conical bee escape boards #5
Frame Feeders #8
Smoker #1
Fume boards #15
Super fixers
Parts for hive bodies
Plastic Cut Comb Boxes #100
All offers considered and no reasonable offer will be refused. All equipment has been inspected by Boyd Palmer and are without disease.

Ann Garber
logchain@grm.net
Log Chain Honey
Box 36
Allerton Iowa 50008

The Buzz Newsletter Article Submissions and IHPA Memberships

Please send submissions, classified ads, and photos to Alex W. Ebert by email to **TheBuzz@ABuzzAboutBees.com** or by mail to The Buzz, c/o Phil Ebert, 14808 S. 102nd Ave. E., Lynnville, IA 50153. **The deadline for submissions is the 15th of each month to be included in the following month's newsletter.** The Buzz is a monthly newsletter published by the Iowa Honey Producers Association which is an affiliate of the Iowa State Horticultural Society. IHPA Membership is only \$10 annually. To join IHPA and receive your complimentary member subscription to The Buzz Newsletter, please contact Melanie Bower, IHPA Treasurer, 207 S.E. Diehl, Des Moines, IA 50315, Phone: (515) 287-6542

Greetings from the President of the IHPA

Presidents Message

Hope the holidays have treated you all well. It is hard for me to write this because it will actually come out in print a month in the future so it is hard to keep it current. January 9th is the first scheduled Board Meeting since the past Annual meeting. Committee Chairs and committee members will already be decided by now and I'll be sure to provide a list of Committee Chairs in the next Buzz. If you have any ideas for the Committee Chairs, be sure to contact them or myself because your ideas, questions, or concerns are important. Honey prices are strong to increasing. Iowa generally had a very short crop and it is being reported that production nationwide was poor also. There were bright spots here and there but not enough of them. California pollination prices seem to be back up to 2008 levels after dropping off \$10 to \$15 dollars per hive last year.

Interest in Beekeeping seems to still be growing and this combined with the continued demand by commercial and sideline beekeepers is pushing up the prices for Queens & Packages, many of the problems affecting small scale, sideline, and commercial beekeepers, are shared by Queen producers and the inputs (pollen supplement, corn syrup, medications, mite treatments, labor, & etc.) translates to higher expenses. Prices for California packages will likely be up \$5.00 and Queens possibly \$2.00 higher. Most of the large queen breeders that advertise in the National Journals will already be booked up by now. April dates are probably all booked and late May or early June is probably all that is left. Your best bet now is checking with a local supplier or distributor.

Jerry Bromenshenk at Montana State University and Bee Alert Technology has found a new virus in honey bees to add to the long list of other viruses that seem to be present in honey bee colonies. Most of the papers and articles

explaining much of the new research are a hard read for the average beekeeper. Randy Oliver in his articles in the American Bee Journal has always impressed me but seem to be increasingly technical, but he does usually try to give practical applications and translate it into terms that can be understood. (For me, only after I've read through the information for the 3rd or 4th time.) The best that I can glean from the information is that it is very important to keep mite loads down, supplement poor nutrition with a protein supplement and/or sugar syrup or corn syrup, rotate out old comb (older than 3 or 4 years) and be sure the colony is headed by a young vigorous Queen. Most of these points have been known by beekeepers for quite some time but the varroa mites have only been here for about 20 years. The mites are a perfect vector for the transfer of viruses. Poor nutrition is harder for the beekeeper to recognize, but with the changes in agriculture the bees live in much more of a monoculture environment. Pollen may seem to be abundant but might not be very nutritious or sources of pollen may not be diverse enough to supply the high protein needed to rear the strong healthy bees. Honey is the other part of proper nutrition. I believe in Glen Stanley's view that honey is the best food for the honey bee. In a perfect world, I would have my bees eat nothing other than honey for their carbohydrate source. However, I don't live there and because of economics, (price difference of corn syrup and honey), or if honey isn't available then supplementing with corn syrup or a 2 part sugar to 1 part water solution is vital to keeping bees alive though the long cold Iowa winters.

Winter is a slow time for IHPA activities and the board, as well as other members are busy planning spring, summer, and fall events to help educate new beekeepers as well as the general public. The amount of time some of these people invest in this effort is quite amazing. Whenever you get a chance,

be sure to give these people a pat on the back or a friendly hand shake and let them know their effort is appreciated.

Pat Ennis, John Johnson, and Andy Joseph met in December to plan an advanced beekeeping class. I am sure they are just trying to figure out what to do with all of their free time as well as pump up their ego (please note the sarcasm here), but seriously, these projects take time and helpful people so please feel free to volunteer or at least step up if you are contacted to help with a project.

April will be here before you know it, so be sure you have all of your equipment ready for the buzz of spring.

Have Fun and Work Hard,
Curt Bronnenberg

2011 Membership Renewals, Address Changes, Mail Returns

Your membership renewal date is above your name on the Buzz. Dues are still \$10 for the primary member and \$5 for each additional member in the family and are now due. One issue of the Buzz will be mailed to each address.


If an issue of the Buzz is returned because of an address change, it will be re-sent to the new address.

If an issue is returned because the member is "temporarily away", that issue will not be re-sent. If you are going to be "temporarily away", please notify me of the dates you will be away and I will hold your issues and send them in one package when you return.

Thank you for your renewal and for providing updated information so that your Buzz can be delivered in a timely manner.

Melanie Bower
Treasurer/Membership

J. Gordon Powell



Gordon Powell, 70, died from complications of cancer on Wednesday, November 24, 2010, at Mercy Medical Center in Des Moines.

Gordon was born the youngest child of nine in Augusta, Georgia on March 10, 1940, to Charley Pickney Powell and Emmie Lucius Walton Powell. He grew up on the family farm one mile south of Grovetown, Georgia. Gordon attended Grovetown Elementary School through the seventh grade and graduated from Harlem High School in 1956. He came to Iowa in February of 1959 and married Beverly Ellen Gilman on April 11, 1960. To this union four children were born. He enjoyed spending his free time working on the farm, fishing, hunting and camping with his family, when he wasn't helping someone else in need.

Gordon worked as an auto mechanic and appliance repair technician for Sears for over 38 years. After retirement in 1997 he was a tax preparer for H&R Block. Gordon was an active beekeeper for over 50 years during which time he taught and mentored many other apiarists.

Gordon is survived by his wife of 50 years, Beverly, his children, Linda Powell of Des Moines, Lori J. (Charles) Miller of Troy, Michigan and Lisa Kaylene Powell, DVM of West Union, Iowa and Brian Powell of Des Moines; five grandchildren, Eleanor L. "Ellie" Johnson, Colin E. Miller, Erik B. Holloway, Kyle M. Holloway and Sean A. Carrera; his siblings, Elizabeth Jordan of Tifton, Georgia, Theron Powell of Luftkin, Texas, Gwen (Bob) Litten of Franklin, North Carolina, Peggy (Jim) Silletto of Port St. Lucie, Florida, and Joyce (Earl) Parker of Tifton, Georgia. He was preceded in death by three brothers.



BEGINNER BEEKEEPING COURSES SCHEDULED FOR 2011

The Iowa Honey Producers Association (IHPA) will conduct beekeeping courses in several locations across the state to help those interested in beekeeping get started.

For 2011, course locations and details are listed as follows:

Winterset Library – Classes to begin in the end of January or beginning of February.

Instructor: Pat Randol. Contact Pat at 515-210-7445 for details.

Ankeny, Iowa Lab Facility – Classes begin Thursday, January 27th and will meet for seven consecutive Thursdays, 6:00 – 8:00 PM.

Instructors: John Johnson & Andy Joseph. To enroll, contact Andy at 515-725-1481.

Marshalltown -- Classes begin on January 26th and will meet for six consecutive Wednesdays 7:00-9:00.

Instructors: Phil Ebert and Margaret Hala. Contact Jean Brownlie, Iowa Valley Continuing Education, at 800-284-4823.

Washington, Kirkwood Center --

Classes to begin March 28th and will meet for four consecutive Mondays, 6:00 – 8:00.

Instructor: Ron Wehr. Contact Ron at 319-698-7542.

Spencer – Classes to begin in March. Contact Larry or Marlene Boernsen at 712-735-4205 for details.

Knoxville -- Classes to begin in Mid-January at the Marion County Extension Office.

Instructor: Craig Greene. Contact Craig at 641-842-2112 for details.

Oskaloosa -- Classes to begin in Mid-January at the Mahaska County Extension Office.

Instructor: Craig Greene. Contact Craig at 641-842-2112 for details.

Indianola Library -- Classes run from Jan 6 through March 3.

Instructor: Mike Wyatt. Contact Mike at 515-961-0357.

Fairfield – Course may be available in this location beginning late-January or early-February. Contact Andy Joseph for details, 515-725-1481.

To enroll, interested individuals are asked to call the contact for the course in their area.

Early enrollment is important so courses can meet minimum enrollment numbers. Fees will vary by location and are expected to range from \$30 to \$60.

For more information, please refer to the IHPA website and online monthly newsletter at

www.abuzzaboutbees.com or contact

Andrew Joseph, State Apiarist, Iowa Department of Agriculture & Land Stewardship at (515) 725-1481 or andrew.joseph@iowaagriculture.gov.

THE BEEYARD REPORT

Winter has arrived. It is cold enough that I like to stand over the register when I get out of the shower. It is a disappointment if the furnace isn't running. I am getting things cleaned up. The extracting line is clean. The wax is all melted and the wax has been floated off the propolis scrapings. I am too tight to pay the freight on the wax when I send the scrapings to CC Pollen. It took a long time to get all the propolis off the floor. The warehouse is cleaned up. The barrels of honey are stacked up. I have room to get the Swinger inside. Honey sales have been good. I'm not sure that I have enough stock. I would have liked to have bought another load but I was out of money and didn't have any place to put

it anyway. I have begun to distribute yard rent. I actually got part of it out before Thanksgiving. That has to be some sort of record but I still have 20 yards to go.

I have two singles and a four frame nuc that I moved inside the warehouse for the winter. One of the singles had some funky looking brood. It was too late to do anything about it. I guarantee they will die. The other single and the nuc look good. We'll see what happens. I have never been able to keep a nuc alive over the winter except in a very rare case.

The dates for package bees are set. I

WEAVER'S famous QUEENS and Package Bees

★ Buckfast

★ All-American

Order On-Line Now

Visit us on the Web at www.rweaver.com

THE R WEAVER APIARIES, INC.

16495 CR 319, Navasota, TX 77868

Ph: 936/825-2333 rweaver@rweaver.com

won't have prices until some time in January but I have half a load booked already. I wish I knew where prices were going to go.

Snow came on the 12th of December. I had the forethought to put the bucket on the loader and back it into the building. The biggest drift is always in front of the door. It's hard to get out if I don't back in. I had planned to go to Adam's that weekend to check out his new place. I decided Saturday evening that might not be a good idea. It turned out he got stranded in Ames so we were both out of luck.

The birds have really been after the feeder. I'll bet I have the fattest sparrows ever. There is a cardinal that shows up sometimes and a lot of little birds that I am not familiar with. The flicker was hanging on the feeder this morning. The squirrel must not be real

hungry yet. I have only seen him out there one time.

I walked into the bathroom one night and flipped on the light. This thing started flying around. I thought it was a bird at first. Then I realized it was a bat. Tales of Dracula came to mind as I dispatched it.

They really look a little gross when you get close.

This is the time of year to review the past year and make plans for the upcoming season. It is hard to make plans because everything hinges on death loss. Couple that with the fact that the bees usually aren't running on the same

plan we are and it makes it tough. I have a best case scenario and a worst case. We are usually somewhere in between. It is helpful that we have a market for queens. I order twice as many as we normally use. It things go bad, I sell them off. In the worst case, we have to use brood boxes for honey to keep the moths out of them. We have also stacked them up on end in the warehouse. The light seems to deter the wax moths. Mice

are not a problem in the summer. In the best case, we have to know how we are going to have enough equipment to hold the bees. We don't want to have it all on hand. That would be like having money stacked up in the warehouse with nothing to do. If we run really short will go more to single story colonies or story and one-half. We keep some extra equipment but if we really get short we can buy it and have a couple of kids in to help put it together. The main thing is that you have to be flexible. We have a plan every year but in the end we always make it up on the fly.

By the time you read this, the national meeting will be over and I should be headed for Anthony's place in Kansas. I'll report on the meeting next month.

Stay warm!!!

Submitted by Phil Ebert

CENTRAL IOWA BEEKEEPER'S ANNUAL AUCTION

The Central Iowa Beekeeper's Annual Auction is being held on April 16th 2011 in Perry, Iowa.

Curt and Connie Bronnenberg have graciously offered the use of their "in town honey house". There will be food, hot coffee, etc. available and restrooms.

We are in need for consigners and buyers!!

Now is the perfect time to clean, sort, and sell equipment and make a few bucks, or to buy up some good beekeeping equipment!!

Take a look around and please email me your list of items you wish to consign. If you would like to have a list of the items consigned, please send me your email and I will email the lists to you in late March/early April.

Consignment fee is 10% if consigned before the date of March 20th and 15% thereafter. All drawn comb will be inspected.

There will be signs posted on Highway 141

*Pat Ennis
515-293-2601
Flat_lander@lycos.com*

HOPE TO SEE YOU AT THE AUCTION!!



Youth Beekeeping Program

Dear IHPA,

Thank you so much for choosing me as one of the winners for the Youth Beekeeping Scholarship. I really appreciate it. I am very excited about having bees in the spring. I am looking forward to harvesting honey in the coming years.

Thank you for giving me the opportunity to become a beekeeper and start this wonderful hobby.

Thanks again.

Sincerely,
Elizabeth Pautsch

Encouragement for Beekeepers

Now that I have reached the age when increase in the number of my colonies brings on a spell of weariness, I am more aware than ever of the very different natures of hobby and commercial beekeeping. The difference is more pronounced in the newly emerging interest in poultry keeping, where in contrast to the commercial egg and broiler factories for short lived specially bred chickens, hobbyists build elaborate cupolas and turrets on the housing where in live their feathered favorites. Dried meal worms at around \$55 a pound are bought as treats for these birds, more as an indulgence for the keeper than the kept. In no way do I suggest that we indulge our beekeepers whose livelihood depends on small fluctuations in the size of a crop of the price of honey, and more effort enriching the time spent with our bees seems to be in order. I had enough colonies and supplied enough stores to make me feel at times that I was imprisoned in the beekeeping widget factory and the joy was ebbing away. The last time I talked at the State Association meeting, I was asked what was the best way to keep bees, to which I should have answered, "With pleasure".

So many of the books advise beginners that they should not open a hive unless there's a good reason, until they have some experience, which is like telling someone they should not go into the water until they are wet. Although there is a good wisdom behind this advice, experience comes from doing and wisdom comes from mistakes, which implies that the "experts" did it and are saying "Don't do what I did. Do as I say". The track record of human history shows that this advice has never worked. You're going to look at your bees because you're curious and every time you do it you'll become more adept, so why not do it without guilt and with pleasure and benevolent curiosity.

A guru wrote in one of his early beekeeping books that he had no time in his operation for anything less than ten frame deeps. This guru of course had access to the lifting power of lots of eager young students. Much later, in his retirement, he was reported to have decided to try medium brood chambers to make the lifting less demanding, a comment that did not meet the ears of the many beginning beekeepers who use his book as a guide to this day.

The moral of this is to "Follow your bliss", to quote on of your American mythologists. In my beekeeping, when I found something that worked, I felt that if I left it at that, I was headed back to the widget factory, so incorporating what I had learned into what I did, my main attention moved to something else that caught my fancy. Don't miss the fun of beekeeping for fear of making the mistakes that beekeepers have always made and leave the widget beekeeping to those whose bread and butter depends on it. Somebody has to do it.

In the Lotos Eaters, Tennyson wrote, "Courage" he said, and pointed toward the land. To paraphrase him, "Courage" I say and point toward your hives.

THE SCOTSMAN
(Peter Coyle)



HONEY PEANUT BUTTER COOKIES

Printed from COOKS.COM

1/2 c. butter
1 c. peanut butter
1 c. granulated sugar
1 c. honey
1/2 tsp. salt
2 eggs
2 1/2 c. flour
1 tsp. baking powder
1 1/2 tsp. soda

Mix dough. Chill about 2 hours. Roll into balls size of walnut. Place 3 inches apart on cookie sheet. Dip fork in flour, then criss-cross tops of cookies. Bake 8 minutes in preheated 375 degree oven. Approximately 4 dozen 2- inch cookies.

HONEY VANILLA OAT BRAN MUFFINS

Printed from COOKS.COM

2 1/4 c. oat bran
2 tsp. baking powder
1 tsp. each baking soda & cinnamon
1/2 tsp. nutmeg
1/4 c. each raisins & chopped nuts
1 (8 oz.) container low-fat vanilla yogurt

6 tbsp. honey
2 egg whites
2 tbsp. vegetable oil
1 tsp. vanilla extract

Preheat oven to 425 degrees. Combine dry ingredients in large mixing bowl. Stir in raisins and nuts until well coated. Combine liquid ingredients with dry ingredients just until moistened. Divide batter evenly between twelve paper cup lined muffin cups. Bake 15 to 18 minutes, or until wooden pick inserted in center comes out clean. Serve warm or cold.

Featured Beekeeper of the Month

Our featured beekeeper of the month is Floyd Otdoerfer. He and his wife, Pat, have a Coralville, Iowa address and Floyd is a semi-retired part-time farmer. I think that's the long way of saying he does what he wants.

Floyd tells me 50 years ago his uncle kept bees and caught a swarm of bees from his old house and the bees are still there today.

He has 33 hives in 4 yards north of Iowa City. He markets honey, beeswax, about 25 three-frame nucs a year and makes wooden-ware, using recycled pine.

Floyd says honeybees are great and are the most important and studied insect in the world. He likes the challenge to keep them through the seasons, and enjoys talking to other beekeepers and seeing other bee yards. He says everyone does beekeeping a little differently, and beekeeping has opened up a world of plants and their value he was not aware of. Wintertime reading about the bees is a great pastime. In the future, Floyd plans to keep his hive numbers under 40 or as much as Pat can stand.

Floyd is a member of the East Central Iowa Beekeepers where he helps ad-



dress problems of local beekeepers and keep members informed of upcoming events. The group has about 60 active members. They meet at the Coralville Library every three months on the second Monday. The next meeting is March 14. The group is also working on getting a mentor program going and also sets up a booth at the Johnson County Fair, as well as promote the Indian Creek Nature Center bee program. Floyd is a seven year member of IHPA, attending the state meetings and field day.

equipment to fit your operation. Don't be afraid to experiment. Bee creative." Floyd converted 10 frame hive bodies to 8 frames. He says the bees seem to over-winter better in them. The brood does not freeze out so badly and the bees seem to build up faster in the spring. He's looking forward to Adam Ebert coming to the area to give pointers on queen rearing and beekeeping.

Thanks for your story Floyd.

Submitted by Ron Wehr



Floyd says when they started keeping bees 8 years ago they decided from the start they would not use any chemicals in the hives. They have black bees, mostly Carniolan, that are ice to work with. In their operation, Floyd says he powders with sugar and garlic 4 times a year and uses a mineral oil fog in the summer. He says bottom boards can be a problem with mold and dead bees in the bottom that make the queen sick. All his hives have partially screened bottom-boards that are closed up in the winter. He uses a 3 inch copper or pvc pipe stuck in the top hive body and a pillow of leaves or straw over the top of the hive body to help pull moisture out of the hive. He insulates their hives on three sides leaving the front open, the frost will collect there. Floyd says, "A lot of beekeeping is making your own



Pro Feeders - 3 SIZES!



- Holds 1 gallon
- Ear measures 2"
- Fits snug using 9 new frames

		Each	Case of 25
FD 800	Pro Feeder Only	\$4.50	\$ 98.75 (\$3.95 ea)
FD 805	Pro Feeder With Cap & Ladder	\$6.95	\$162.50 (\$6.50 ea)



- Holds 1 1/2 gallons
- Ear measures 2 1/2"
- Fits with a 3/4" gap using 8 new frames

		Each	Case of 25
FD 820	Pro Feeder Only	\$5.25	\$ 94.00 (\$4.70 ea)
FD 825	Pro Feeder With Cap & Ladder	\$7.95	\$150.00 (\$7.50 ea)



- Holds 2 gallons
- Ear measures 3"
- Fits with a 3/8" gap using 8 new frames

		Each	Case of 25
FD 840	Pro Feeder Only	\$5.95	\$109.00 (\$5.45 ea)
FD 845	Pro Feeder With Cap & Ladder	\$8.95	\$170.00 (\$8.50 ea)

- Textured Interior Walls
- Larger Size Saves You Time & Money
- No Need To Remove Feeder During Transit
- Available With Or Without Revolutionary Cap & Ladder System
- Interior Wall Support For Strength and Stability
- Easy To Clean
- No Burr Comb Inside The Feeder



Keep the ladder from shifting during transit by using a thumb tack.

Economy Hooded Suit & Jacket

FREE SHIPPING!*

*On Qualifying Orders Of \$100 Or More, Lower 48 States Only.



Follow Us On
Facebook
And Twitter



- Elastic Wrists & Thumb Holds
- 2 Layer Hood For Added Protection
- Heavy Duty Zippers For Easy On & Off
- Self Supporting Collapsible Veil
- 2 Way Neck Zipper
- Available in Small-XXX Large



ANY
SIZE
\$69.95



ANY
SIZE
\$49.95

800-880-7694

www.mannlakeltd.com



**For All Your Packaging Containers
For Packing Honey**

(No Order Too Large or Small)

BL Plastic Containers



**"We Built Our Business on
Service, Quality, and
Dependability."**

1425 Metro E. Drive
Pleasant Hill, IA 50327

Phone: 515-266-6112
Fax: 515-266-1112

sales@blplasticcont.com
www.blplasticcont.com

LAPPS BEE SUPPLY CENTER

500 SOUTH MAIN STREET
REESEVILLE, WISCONSIN 53579

**Beekeeping & Candlemaking
Supplies**

**FREE CATALOG
1-800-321-1960**

**"Serving the beekeeper
for 25 years"**



**Do you need to reach
Iowa Beekeepers?**

Create a buzz of your own!

Place an ad in *The Buzz Newsletter* today.

2" x 1/2 page	\$6.00 per month
1/4 page	\$15.00 per month
1/2 page	\$30.00 per month
Full page	\$60.00 per month

Please contact The Buzz Newsletter at
thebuzz@abuzzaboutbees.com



32 YEARS SERVING USA BEEKEEPERS
MAKE US YOUR SOURCE

**BEEKEEPING EQUIPMENT
CANDLEMAKING EQUIPMENT
SOAPMAKING EQUIPMENT
PACKAGE BEES
QUEENS
UNIQUE CONTAINERS
EXPERT INFORMATION**

HIGH FRUCTOSE CORN SYRUP

FREE CATALOG ON REQUEST

B & B Honey Farm

5917 Hop Hollow Road
Houston, Minn. 55943



Information 1-507-896-3955
Order Line 1-800-342-4811
Fax 1-507-896-4134
Email bbhoney@acegroup.cc

**Stock Up
Now for the
New Season!**

QUALITY WOODENWARE

—A DADANT MANUFACTURING SPECIALTY—

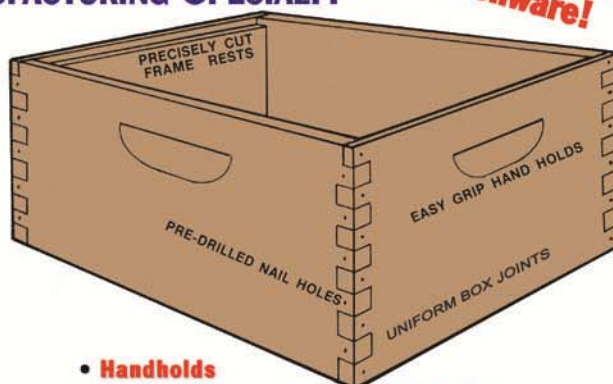
**Ask about
our assembled
woodenware!**

Hive Bodies And Honey Supers

*Dadant Super Construction . . .
Small Details Make A Big Difference*

Ponderosa Pine Wood Products

Our woodenware is manufactured from hand selected ponderosa pine. Each board has been carefully moisture-metered to assure its proper moisture content before it is precision milled into the finished product. All our supers have "pre-drilled" holes for nails to prevent splitting during assembly.



3 Basic Grades

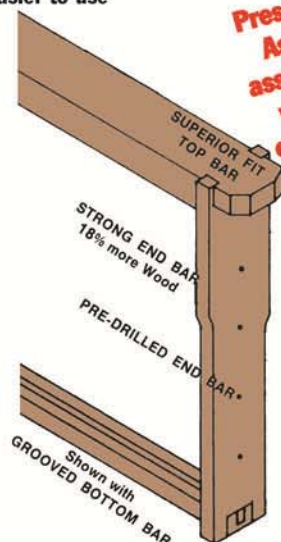
- Select:** A grade that is truly "selected" which allows only very small tight knots and no deviations in the dovetail, rabbets, or hand holds.
- Commercial:** The most widely used by commercial beekeepers. Tight knots are allowed where they occur except in the Dovetail and Rabbet.
- Economy:** The same precise fit as the other two grades but is a lower wood quality. Does not pass quality standards for "select" or "commercial" but is a good serviceable box. Layer knots and knots with crack or splits are allowed.

- **Handholds** tapered cut for easy gripping
- **Moisture Metering** before cutting to prevent warping
- **Uniform Dovetails** to prevent cracking
- **Predrilled Nail Holes** to prevent splitting
- **Box Joint Construction** for superior strength
- **Ponderosa Pine** from the Northwest. The best wood for the job.
- **Uniform Frame Rests** provides the proper "Bee Space"

Dadant Quality Frames

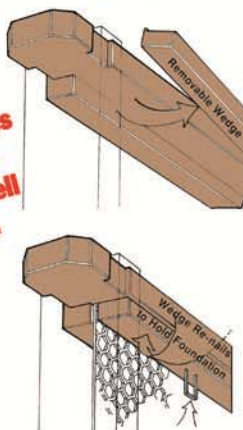
Dadant Frame Construction

- 18% more wood in end bars (Full $\frac{3}{8}$ " thickness)
- Grooved bottom bar stronger and easier to use



**Pressed for time?
Ask about our
assembled frames
with beeswax-
coated plasticell
foundation.**

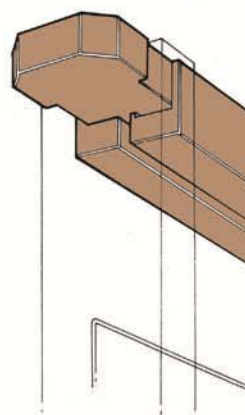
Wedge Top Bar



- 1) Wood wedge is removed from frame.
- 2) Foundation is placed in frame.
- 3) Wood wedge is held firmly against foundation and nailed or stapled in place.

NOTE: Unless otherwise specified, frames with grooved bottom bars will be shipped. SOLID AND SLOTTED BOTTOM BARS ARE AVAILABLE IN 100 OR MORE QUANTITY. Please specify bottom bar desired.

Grooved Top Bar



Foundation is placed in bottom-bar groove and top-bar groove. This frame works best with a rigid foundation such as Duragilt or Plasticell.

Dadant & Sons, Inc.

www.dadant.com

1318 11th St., Sioux City, IA 51102
1-877-732-3268 Fax 1-712-255-3233

51 South 2nd St., Hamilton, IL 62341
1-888-922-1293 Fax 1-217-847-3660

The Buzz Newsletter

Iowa Honey Producers Association
207 S.E. Diehl
Des Moines, IA 50315

RETURN SERVICE REQUESTED

ISSUE 1 – January 2011



PRSR STD
U.S. POSTAGE PAID
DES MOINES, IA
PERMIT NO.
4271



Officers

President: Curt Bronnenberg
1433 Hull Ave.
Perry, IA 50220
(515) 465-5939
CBronny823@aol.com

Vice President: Pat Ennis
1040 Union Ave.
Goodell, IA 50439
(641) 444-4767
flat_Lander@lycos.com

Secretary: Mary Ebert
705 Hwy. #1 West
Iowa City, IA 52246
(319) 354-6696
Mebert@netins.net

Treasurer: Melanie Bower
207 S.E. Diehl
Des Moines, IA 50315
(515) 287-6542
melrb@msn.com

Historian: Peggy Ennis
1040 Union Ave.
Goodell, IA 50439
(641) 444-4767

Past President : Donna Brahms
14922 535th Street
Griswold, IA 51535
(712) 778-4255 home
(712) 778-4256 orchard line
mbrahms@netins.net

District Directors

District #1 Regina Hoy

District #2 Louise Johnson
34147 310th St.
Guttenberg, IA 52052
(563) 252-2340
LouiseJ@alpinecom.net

District #3 Dennis Nielson

District #4 John Johnson
3422 Clinton Court
Ames, IA 50010-4371
(515) 450-5606
wjohqn@aol.com

District #5 Jack Trowbridge
20041 235th Street
Decatur, IA 50067
(641) 446-3123

District #6 Larry Boernsen
6724 200th Street
Ocheyedan, IA 51354
(712) 735-4205
lm5kbees@iowatelecom.net

State Apiarist

Andrew Joseph (515) 725-1481
andrew.joseph@iowaagriculture.gov



Back-to-Basics Beekeeping Club

Contact: Eves Cadwallader
2420 285th St.
Oskaloosa, IA 52577
(641) 673-3993
weic@kdsi.net

Central Iowa Beekeepers Association

Contact: Arvin Foell
30930 530th Ave.
Kelley, IA 50134
Home phone 515/597-3060
Cell phone 515/450-9494
ajfoell@huxcomm.net

Des Moines Backyard Beekeepers

Contact: Julia McGuire
jcammcguire@yahoo.com

Iowa Beekeeper Clubs

East Central Iowa Beekeepers

Contact: Dave Irvin
2254 S. Riverside Dr.
Iowa City, IA 52246
(319) 351-6205

North Iowa Bee Club

Contact: Pat Ennis
1040 Union Ave.
Goodell, IA 50439
(641) 444-4767
Flat_Lander@lycos.com

Northeast Iowa Beekeepers

Contact: Louise Johnson
34147 310th St.
Guttenberg, IA 52052
(563) 252-2340
LouiseJ@alpinecom.net

Northwest Iowa Beekeepers

Contact: Larry J. Boernsen
6724 200th St.
Ocheyedan, Iowa 51354
(712) 735-4205
Lm5kbees@iowatelecom.net

Southeast Iowa Beekeepers

Contact: Vernie Ramsey
22781 Route J16
Birmingham, IA 52535
(319) 498-4355
Vdramsey@netins.net

Southwest Iowa Honey Producers

Contact: Mike & Donna Brahms
14922 535th Street
Griswold, IA 51535
(712) 778-4255

Friendly Beekeepers of Iowa

Contact: Judy Spence
12839 Carpenter Trail
Carlisle, IA 50047
(515) 988-8397
jespencejr44@gmail.com

Additional Links and Emails

IDALS website
www.agriculture.state.ia.us

National Honey Board
www.honey.com

American Beekeeping Federation website
www.ABFnet.org

Robert Haxton
Food Processing Plants
Iowa Dept. of Inspections and Appeals
rhaxton@dia.state.ia.us