



The Buzz

Newsletter of the Iowa Honey Producers Association



May 2009



**2009 Bid Sheet for Selling Honey Products
at the Iowa State Fair Pg.5**
Iowa Honey Producers Summer Field Day Pg.8-9
Beekeeper of the Month Levi Bernhard Pg.10
Rule changes for the Iowa State Fair entries Pg.12



Dates To Bee Remembered

6/13/2009 Summer Field Day at Spring Valley Honey Farm in Perry, IA

8/13-23/2009 The Iowa State Fair, Des Moines, IA

10/30&31/2009 Annual Meeting in Marshalltown, IA



For Sale: We have a good stock of nice light colored honey for anyone who is running short prior to the new crop--buckets or barrels.

Contact Phil Ebert at 641-527-2639 or e-mail ehoney37@netins.net

For Sale: Queens--We will have California queens for sale throughout the month of May.

Contact Phil Ebert at ehoney37@netins.net or call 641-527-2639



On March 20th and 21st, 43 people attended the Beginner beekeeping class in Spencer. The group ranged in age from 15-80+. Glen Stanley, former state apiarist, Shiliah Spaulding, IA Honey Queen and Jason Freeman, group president were our featured speakers. Several of the class members are getting bees this spring.

The Northwest Iowa Beekeepers will hold regular meetings in Spencer the 4th Sunday in April, June, Aug. and Oct. of this year. For more information about these group/meetings call Marlene Boernsen, Sec 712-735-4205 or Jason, Pres. 712-330-7064

The Buzz Newsletter Article Submissions and IHPA Memberships

Please send submissions, classified ads, and photos to Alex W. Ebert by email to TheBuzz@ABuzzAboutBees.com or by mail to The Buzz, c/o Phil Ebert, 14808 S. 102nd Ave. E., Lynnville, IA 50153. **The deadline for submissions is the 15th of each month to be included in the following month's newsletter.** The Buzz is a monthly newsletter published by the Iowa Honey Producers Association which is an affiliate of the Iowa State Horticultural Society. IHPA Membership is only \$10 annually. To join IHPA and receive your complimentary member subscription to The Buzz Newsletter, please contact Melanie Bower, IHPA Treasurer, 207 S.E. Diehl, Des Moines, IA 50315, Phone: (515) 287-6542

Greetings from the President of the IHPA

Dear Honey Producers,

Spring always makes me think of renewal. We see renewal of life in plants and animals, renewal of energy in people, renewal of commitment in organizations by members and renewal of all life around us in general. This leads me to the positive reactions of the aerial applicators that I talked to in March. The group which numbered around 100, seemed interested in working together to make a positive statement concerning safely applying chemicals around honey bees. I talked about the life cycle of the honey bee, what is considered a "yard", the scouting habits of honey bees, the collecting process, the problem with moving hives when they have honey supers on, etc. Basically, I gave my informational talk to them. Most responded very favorably and asked many questions, even after the session ended. One thing that they would like to see is GPS coordinates for the locations of the bee yards. Andy and the inspectors are working on that aspect. I did tell them that we are working on getting more of the bee yards registered. It makes it look like we don't even care about the situation of spraying our hives if we don't register. Andy has tried to make the process as simple as possible. Remember that you can register at any time if the need should arise to relocate the yard. If you have any questions or need help, contact Andy at (515)725-1481 or

andrew.joseph@iowaagriculture.gov

Let us renew our commitment to making this the best beekeeping year ever.

It is time to enter bids for the IHPA sales booth at the Iowa State Fair, August 13-23, 2009. Please send in bids to John Johnson by June 30. Please remember that we need the commitment of our members to make the booth happen. Besides bids for products to sell at the fair, we need lots of committed workers. The booth doesn't just happen. It is hard work on the part of volunteers as well as the booth man-

ager. To volunteer to work a shift or two at the IHPA booth, contact Donna Brahms, to get your name on the day that you prefer. This is the way we pay the bills and provide quality programs for the Iowa Honey Producers Association.

Thanks again to all of the volunteers that worked at the All-Iowa Horticulture Expo held in Ottumwa the first week-end in April. Louise Johnson and I travelled to Ottumwa on Thursday to set up the booth. Phil Ebert, Louise Johnson and Pat Randol provided honey items for sale along with the IHPA apparel. Pat Randol, Louise and I worked the booth on Friday, April 3rd, but we all had commitments for Saturday. On Saturday, Doris and Vernie Ramsey, Matthew Stewart and Andy Joseph manned the booth. Andy presented a session on Saturday and transported all of the sales items back to Ankeny for the IHPA. Mike Bevins also helped us out. Thanks to everyone. We handed out lots of the new directories, honey queen brochures and information to attendees.

Vernie Ramsey has been presenting to Iowa firemen about honey bee emergencies. His commitment is helping to inform emergency workers what to expect in a honey bee emergency and the correct response needed. Thanks to Vernie we are achieving one of the goals of the IHPA that has been in the works for many years.

Iowa Honey Queen Shiliah Spaulding and I talked to school children in Ida Grove and will again speak in Carroll at Swan Lake. Shiliah has done an outstanding job or representing Iowa beekeepers. If you would like to have Shiliah help with an event, contact Louise Johnson or Shiliah. Thanks for your commitment, Shiliah.

Don't forget that the IHPA has t-shirts, aprons and women's tank tops available to advertise honey bees at farmers' markets, town events, promotions, etc.

Order some today.

Soon we will have beautiful trees and flowers in bloom with lots of activity for honey bees as they visit the blooms. Watch colonies for crowded conditions, supply them with honey supers to prevent swarming.

I love the smell in the air of the blooms. Take time to smell the flowers and to count your blessings.

Sincerely,

Donna Brahms, IHPA President

Honey Wheat Bread

4 cups stone ground whole wheat
2/3 cup coarse ground corn meal
1 teaspoon salt
(optional dry ingredients)
1/2 C. Milled Flaxseed
1/2 C. Oatmeal

2/3 cups honey
3/4 cups milk
2 tablespoons canola oil

Yeast Mixture:

2 packets dry yeast
2 tablespoons white sugar
1 1/2 cups warm water (120 degrees)
(Allow yeast to activate and become bubbly.)

2 cups bread flour
(May need less flour if the optional dry ingredients are used.)

In bowl combine whole wheat flour, corn meal, salt and optional dry ingredients if desired. Mix in honey, milk, and oil. Stir in activated yeast mixture. Add white flour 1 cup at a time. Add additional flour as needed until dough is no longer sticky and can be shaped into loafs. Let rise for at least 1 hour or until doubled in size. Divide into equal parts and put into greased pans.

Bake at 375 degrees for approximately 28-30 minutes or until golden brown.

Iowa Honey Queen



Hello from Northwest Iowa!!

I hope everyone got to enjoy our March weather. It REALLY gave me spring fever!!

We are calving this month and the warm weather has been perfect for that. My cows are all named after country singers and my cow Reba started me out with a black bull calf who I named Chuck after Chuck Wicks on Dancing with the Stars, calves start running and the moms can't catch them. And of course, I had my camera ready for more pictures for my record book and fair.

I had a 4-H Bee workshop on Friday, March 20, at the Ida County Extension office. I had 10 4-Her's and they learned a lot about bees. I encouraged them to think about becoming future youth beekeepers. I served four different Honey recipes. All were enjoyed!!

My Mom and I had a fun morning, when we mixed up several recipes for honey treats to share with the 4-H workshop and out trip to Spencer.

On Saturday, March 21, Mom and I went to Spencer to help Larry and Marlene Boernsen and girls with there workshop. We had 45 people. I met some really nice people and talked to a couple of kids who are interested in the youth beekeepers scholarship program.

I started track the first week in March, I am throwing the Disc with my right

arm and my best has been 97.5 feet taking 1st place. I am throwing Shot Put, using my left arm and my best has been 29.4 feet taking fourth!!

On Thursday, April 2, my mentor, Cecelia and I traveled to Holstein to the Holstein Public Library. They had a "Friends of the Library" luncheon. I gave a presentation to 15 guest using a video we made back in 2001. When we had ordered 16 boxes of new bees and their queens. My Mom took the video of my mentor Cecelia, my brother Whitt and me. I was only nine years old and I was right in the middle of things. They really enjoyed actually seeing us, putting the bees in the hives and the follow up during the next week.

WEAVER'S famous QUEENS and Package Bees

★ Buckfast

★ All-American

Order On-Line Now

Visit us on the Web at www.rweaver.com

THE R WEAVER APIARIES, INC.

16495 CR 319, Navasota, TX 77868

Ph: 936/825-2333 rweaver@rweaver.com

We enjoyed the luncheon. I also handed out some new pamphlets Louise ordered from the National Honey Board. Thanks Louise!!

On Tuesday, April 7, my Mom and I helped with the Ida County Farm Bureau Farm Safty Days at the Ida County Fair grounds. I told 88 second graders about my goats, chickens, rabbits and what they eat. They loved touching and petting all the animals. they also liked to play in the feed and smell the hay and brome. Farm life is great!!

This week I am getting ready for the Battle Creek-Ida Grove Prom on Friday April 19th. My dress is light yellow that is perfect for the Iowa Honey Queen.

Prom will get started about 6pm when Justin Grove and his four year old son, Collin will pick my date Austin and I up in his 2007 Black 383 Peterbilt Truck!! I work for Grove Trucking washing trucks and trailers. Burly asked me if I wanted to use his Convertible for prom and I told him I would rather have his new 2009 Black and White 383 Peterbilt. But he can't make it back from Montana, So Justin and Collin will do the honors! Collin is going to wear his chaps and spurs and climb up the truck to open the door to help me out. I am so excited and hope the rains hold off because rain and prom don't mix! I will let you know how it went next month!

On Friday, May 1st I am doing a Bee Workshop for our 4-H Junior Lock-inn. I have a few ideas and trying to get it all together.

On Tuesday, May 12, I will be going to Carroll, Iowa, for a county school workshop at Yellow Smoke Park. Donna Brahms will be taking the second day, because my family and I will be going to my brother Whitt's graduation from college. Thanks Donna!

My Brothers will be back from Wyoming for graduation so Whitt and I are going back with them to spend two weeks at the ranch branding and having fun.

I will update you next month! We still haven't split hives yet, still waiting.

I hope you all had a wonderful Easter and enjoyed it with Family and Friends!

Shiliah Spaulding
Iowa Honey Queen





**2009 BID SHEET FOR HONEY AND PRODUCTS
TO BE SOLD AT THE IOWA STATE FAIR SALES BOOTH**

Bid on any or all items (state quantity you **will** supply and bid price)

<u>1 lb. Jars--light honey.....</u>	<u>12 oz. Bears--light honey.....</u>
<u>2 lb. Jars--light honey.....</u>	<u>24 oz. Bears--light honey.....</u>
<u>5 lb. Jugs--light honey.....</u>	<u>1 lb. Skep--light honey.....</u>
<u>Gallons--light honey.....</u>	<u>50 or 60 lb. Pails (for lemonade).....</u>
<u>4 oz. Antique Jars.....</u>	<u>Comb Honey.....</u>
<u>8 oz. Antique Jars.....</u>	<u>Honey Stix.....</u>
<u>Hard Honey Candy(assorted).....</u>	<u>Creamed Honey-regular.....</u>
<u>Creamed Honey-flavors.....</u>	<u>Beeswax Candles.....</u>
<u>Other Beeswax Products.....</u>	<u>Beeswax Bars(1 oz., ½ lb., 1 lb.).....</u>

NOTE: We need a substantial supply of comb honey in plastic boxes and section comb honey. This item is usually in short supply and thus bidding doesn't make sense. We will accept cut comb in plastic boxes and wooden and round section comb containers. Quality standards for all comb honey are: clean cappings and all cells capped. Cut comb in plastic boxes must be well drained with little or no liquid honey. We will pay **\$4.00** per unit for cut comb in plastic boxes or section comb honey which weighs at least 14 ounces. We will pay **\$3.25** for comb honey in round containers that meet quality standards. Honey from all suppliers must be 2000 crop, Iowa honey with 18.5% of less moisture content and excellent overall quality. All of the containers need to be at a uniform fill line and free from foam. The IHPA booth manager has the right to refuse any containers not meeting this standard. Winning bids will be based on price, quality and ability to provide required quantity of product for the entire fair. All winning bids will remain in effect for the duration of the Iowa State Fair.

Bids must be received by June 30, 2009. Please sign the bid sheet and provide address and phone numbers. Suppliers of State Fair Honey will use their own business label on products supplied for State Fair Sales. Labels must be attractive with preprinted wording, which includes name and address of the supplier and net weight of item supplied. Include one sample of your label with the bid sheet. The IHPA booth manager may limit the number of flavored creamed honey for sale due to lack of adequate sales space.

NOTE: Arrangements need to be made to pick up any unused product between 9 p.m. & 10 p.m. Sunday, August 23 or 8 a.m. to 10 a.m. Monday, August 24, 2009.

Your signature _____ Name(printed) _____

Address, City, Zip _____ Phone &/or Cell _____

Return to: W. John Johnson 3422 Clinton Court Ames, IA 50010 (515) 232-6094

Remember: This is the major money making event for the Iowa Honey Producers!!

THE BEEYARD REPORT



I have had trouble finding time to grind out the Report. It has been pretty hectic. The phone is quiet at last. Package bees are history.

What a relief. The volume of phone calls leading up to it took up a lot of time. It is also the time for the annual cleanup of the garage. This has to happen so we can get the packages inside. The truck pulled in at 2 AM. There wasn't much point in going to bed before it arrived. We laid down for a nap around 4 AM. I left a message on my answering machine to not show up before 9 AM. The message went unheeded. The first vehicle pulled in at 7:30. Alex and Adam were here for distribution. It's a good thing they were. Lack of sleep made me pretty testy. I got out of the way and let them handle things. The 2nd day I took 300 packages to Illinois while Alex manned the home front. I found the drive relaxing after the chaos of the first day. One of the neighbors came by after we finished with packages. He wanted to know if I had all my money counted. If only it were that easy.

I am not optimistic by nature but things looked good to me as I worked my way through the yards with early spring feeding. It looked so good to me that I ordered an extra 100 queens. Now, things have hit the skids. Several yards have crashed. It also appears that the "no drug method" is not working for us. We are seeing way too much EFB and some AFB. In past years EFB was a rare thing. I was holding out against using Tylan but Adam insisted. The boys have brought several colonies home to shake onto foundation. Our yards to the east have yielded some splits but, so far, the west and south have been a disaster. We



Mike White found this honeybee enjoying the early spring pollen of the Amur Maple in his yard.

are boosting colonies instead of splitting them. The actual death loss is still hovering in the 25% to 30% range but the bees aren't building up. Many of the colonies have been queenless. We have struggled the last two years to maintain our numbers at 500 colonies. It looks like this year will be the same. I am thinking more about leasing bees. We have locations.

I still want to get away from drugs. I have started culling massive amounts of combs. We have some that are really old. There is logic in culling but it seems like the ones that get foulbrood are quite often on new combs. This whole thing is nothing but a big guessing game.

Mite control is still a big issue. Treatments are expensive and don't always work. We are going to try pallets with screened bottoms. Alex made some nice ones. I like the way they look. He put some cleats on the runners so we can put a solid insert under the screen for winter. I want to build some drone frames like Randy Olivers but that hasn't happened yet.

Dave Fassbinder has brought me a couple lots of honey this spring. The last time he was down he told me he heard

there were going to be bees at the white House. Michele Obama has started an "organic garden" and bees are supposed to be part of the picture. I hope it happens.

As we worked our way through package bees I heard several people refer to us as beekeeping experts. The boys commented on this, also. I just shook my head. I think all that means is that our mistakes cost more money. The problems are pretty universal.

Good luck with the upcoming season.

Submitted by Phil Ebert



IHPA Photo Gallery

Remember you can send your pictures anytime to photos@abuzzaboutbees.com and they will be posted on the IHPA's photo gallery to share with friends and fellow beekeepers!



Renae and Greg Beard

Renae and Greg Beard were scholarship winners last year for the IHPA Youth Program.

Hello Everyone,

I am sending this email to brag on Renae! Now that she is in high school she has had two new competitive opportunities and has done very well in both. (Greg is still in 8th grade and not eligible yet but is already making plans!)

On March 29th Renae went to the Southwestern 4-H State Project Awards competition in Murray. She had already filled out very detailed applications describing all she had done in the project areas to date. The competition in Murray involved an interview with a panel of 3 judges per project area.

She applied for a State 4-H project award in Entomology and Communications. While the beekeeping project began with the bee scholar application in the fall of 07, she has been competing in the communication competitions in 4-H since 4th grade.

The southwestern 4-H region could only advance 16 applications to the next round of competition. Renae was the only 4-Her at the competition that had two project awards advance to the next level of competition!

The final part of this competition will be in August in Ames. Only 50 state awards are given out a year and a 4-Her can only win one a year.

Last weekend she went to the State Future Business Leaders of America (FBLA) competition in Cedar Rap-

ids. She presented a speech using the FBLA standards about her & Greg's small business (beekeeping). It was a new format in that it had strict time requirements so she was a bit nervous.

She received a 98/100 score and was awarded 2nd place! She will advance to the National FBLA conference in June in Anaheim, CA where she will give her bee presentation again! We are seriously thinking about making this a family trip!

Band Contest with a saxophone solo on March 28th but she was not very pleased with that result! Our busy girl will run her first 3 high school track meets yet this week!

Greg is also running in track and being a fairly gracious and supportive brother in light of all Renae's recent successes!

Jackie



Oh yes, she also got a 2 rating at State



This great swarm comb picture comes to us from Pat and Peggy Ennis. The bees appear to have built themselves a pretty good home.



2009 IOWA HONEY PRODUCERS SUMMER FIELD DAY - JUNE 13TH

"GETTING READY FOR THE STATE FAIR"

EVERYONE CAN ENTER THE STATE FAIR! THERE ARE 22 CLASSES TO ENTER, YOUTH AND ADULT. COME AND LEARN WHAT YOU NEED TO DO TO ENTER AND PICKUP HELPFUL TIPS FROM BEEKEEPERS WHO HAVE ENTERED AND WON! YOU COULD WIN \$\$, SPECIAL AWARDS AND GIFT CERTIFICATES FOR WINNING AT THE STATE FAIR!! LAST YEAR OVER \$1,500 WAS GIVEN OUT.

THERE WILL "BEE" BEEKEEPERS DEMENASTRATING THE FOLLOWING:
THE RULES FOR STATE FAIR ENTERING; PHOTOS; CREAM HONEY; BEESWAX AND CANDLES; COMB HONEY; HONEY AND OBSEVATION HIVE.

EVEN IF YOU DON'T ENTER AT THE STATE FAIR, YOU CAN STILL COME AND HAVE FUN AND LEARN HOW TO MAKE BEESWAX CANDLES, CREAM HONEY OR SET UP AN OBSERVATION HIVE.


WE WILL "BEE" HAVING A POT LUCK WITH THE IHPA PROVIDING BBQ CHICKEN AND HAAGE DAZ HONEY BEE VANILLA ICE CREAM ymmm!
www.helpthehoneybees.com (HAAGE DAZ HAS DONATED OVER \$250,000 TO CCD RESERCH TO PENN. STATE U. AND UNIV OF CA, DAVIS). IHPA WILL ALSO PROVIDE LEMONAD, WATER AND TABLEWARE.

THIS YEAR WE WILL ALSO BE GIVING AWAY DOOR PRIZES (AS ASKED FOR FROM YOUR SURVAYS).

ONE OF THE DOOR PRIZES IS ONE THAT ANYONE WOULD LIKE TO HAVE, IT'S AN OBSERVATION HIVE. THIS OBSERVATION HIVE IS IN THE 'DRAPER'S' 2009 CATALOGE, #OH-29 ON PAGE 8, JUST LIKE THE ONE THAT WON THE STATE FAIR IN 2008. ALSO INCLUDED WITH THE OBSERVATION HIVE IS A QUEEN WITH THE BEES!!

COME AND JOIN US TO LEARN MORE ABOUT THE AMAZING HONEY BEE AND THE WONDERFUL PRODUCTS YOU CAN MAKE FROM THE HIVE AND ENJOY THE COMPANY OF FELLOW BEEKEEPERS.

I HOPE TO SEE EVERYONE THERE!!





IOWA HONEY PRODUCERS

SUMMER 2009 FIELD DAY

JUNE 13

Spring Valley Honey Farm

14405 Hull Avenue

Perry, Iowa 50220

(515) -465 5939

www.springvalleyhoneyfarms.com



Theme: Getting ready for the State Fair!

Morning Schedule:

8:30-	Registration	
9:00-	Welcome, Announcements, Introduction	
9:10-	Rules for Entering the State Fair.....	Melanie Bower
9:55-	Making Cream Honey.....	Pat Randol
10:40-	Beeswax & Candles.....	Donna Brahms
11:25-	Photo's.....	Alex Ebert

LUNCH:

12:10-	BBQ CHICKEN, ICE CREAM with POT LUCK	
1:20-	Honey.....	Curt Bronnenberg
2:20-	Comb Honey.....	Phil Ebert
3:20-	Observation Hive.....	Pat Ennis
4:20-	QUESTIONS:	

Registration information:

Registration cost for the field day will be \$25 for members and \$30 for non-members.

Pre-registration to: Melanie Bower, IHPA Treasure, 207 S. E. Diehl, Des Moines, IA. 50315

Phone (515) 287-6542. You can also register at the field day.

**HAVE A SAFE TRIP HOME, AND HOPE TO SEE YOU AT THE FAIR!!
BEE HAPPY!**



Please bring a dish to pass for the pot luck. Tableware will be provided.

Beekeeper of the Month

This month our featured beekeeper of the month is Levi Bernhard. He is one of the IHPA sponsored beginning beekeepers. He sent an excellent story as follows.

My name is Levi Bernhard, and I am very honored to be the "Beekeeper of the Month" in the Buzz! My parents are Steve and Dawn and I have a little sister, Hanna. We live on a farm near Algona and we raise corn, beans, alfalfa and sheep. When I started keeping bees, you would have thought that my whole family had received the 2007 Youth Beekeepers Scholarship, not just me. They were really that excited about bees and beekeeping.

I attend Seton Middle School and I am in the 7th grade. Band, Jazz band, piano, Quiz Bowl and the Algona Public Library Teen Advisory Board are a few of my favorite activities. My hobbies include beekeeping (but of course!), reading, writing, chalk drawing, playing piano and clarinet, jumping on a trampoline and swinging.

I am very active in 4-H and my projects include entomology/beekeeping, market lambs, broilers, science, horticulture and photography. I am a member of the Prairie 4-H Club and currently serve as the club secretary. Ricochet, a 4-H leadership club for 7th-9th graders, is another of my 4-H activities.

I have many plans for my life after high school, beginning with attending college and perhaps becoming a psychiatrist.

probably take a whole book to fill! But, I will give you a general idea: I learned how to start a smoker, extract honey and general beekeeping practices. I was inspired to begin beekeeping when I examined the Iowa Honey Producers booth at the Clay County Fair and read about the IHPA Scholarship. There are a lot of places where I took my training, but I spent most of my learning time either at Pat's or my own house. I learned most of my beekeeping techniques from Pat.

I had a great time working at the IHPA booth for one shift on August 7th this year. I enjoyed running the cash register and I liked being able to work the same shift as Pat. I entered the youth beekeeping photography contest at the State Fair, too. Next year, I want to enter the whole youth bee category, including candles!

Pat Ennis is my mentor and he has been a great teacher, helper and friend! He has taught me (and my family) so much about beekeeping and honey! He is very encouraging,

not only with my bees but also my activities – he made certain I knew about all the State Fair opportunities for youth beekeepers, invited me to work in the Honey Producers Convention and activities for youth.

Peggy Ennis gave me the recipe for Honey Scotcheroos that I entered at the Convention. I Boy was I glad to have on my bee suit learned a lot about keeping bees, so much that it would

I have some really unusual bees – they sometimes do really strange things! One time, for example, when a friend was visiting and I was showing him my hives, my bees started dive-bombing us (they had never acted like that before!) and one even managed to sting my friend's baseball cap! Pat explained it was probably just a bee who was mad at the whole world.

During the summer, one of my hives swarmed. Fortunately, they were in a nearby tree. Unfortunately, they were pretty high up in the tree – higher than our ladder would reach. So, being farmers and thinkers, my Dad and I made a plan that included putting me in the loader bucket of our tractor and lifting the loader and me into the tree – to reach the bees! It worked and I managed to cut the limb so we could capture the swarm. But, I have to say, those bees were not at all happy to be pursued, sawed down and captured! They were flying everywhere and Hannah, who was supposed to be our photographer, finally ran to the house for refuge! I was so glad to have on my bee suit and be completely taped up!

Another funny story is when I put out a bee bath – which is really a bird bath



Levi Bernhard examines a frame of bees. He is finding beekeeping to be very interesting and exciting.



Levi stands next to his hive stacked with honey supers which appears to have grown taller than him.

but I put it out for my bees to have another water source. It worked really great and I even got some neat bee photos from it. Watching my bees has been fun for my entire family.

Beekeeping has been very exciting for me and seems to spark interest in those around me! When I got my first packages of bees last spring, our local newspaper came out and did a story including photos. During the county fair, I was interviewed on the radio about my bees and the scholarship program. Last year, I prepared and presented an educational presentation called "In The Bee-ginning" – it was about bees. The Algona Morning Kiwanis group and the Algona Public Library invited me to make this presentation and it was selected to go to the State Fair. When I gave "In The Bee-ginning" at 4-H Communications Day and at the State Fair, there were many questions about keeping bees.

I plan to continue beekeeping for a very long time! I also plan to either expand my hives when the spring comes and/or to replace either of my two hives if I

lose them during the winter months. I really enjoy all the "bee people" I have met at Convention, beekeeping school and the Clay County and Iowa State Fairs. My family has enjoyed all the honey my bees produced this first year – my "good" hive made almost 150 pounds of honey! Honey sales in my community have been good and lots of family, friends and teachers received Levi Bernhard's Golden Harvest Honey for Christmas. One of my friends, Zachariah Hicks, got interested in bees and he is one of this year's Youth Beekeeping Scholarship winners. Maybe we will be able to form a Youth Beekeepers Club in Algona!

I am looking forward to spring and seeing how my bees came through this cold Iowa winter!

Thanks Levi!
Submitted by Ron Wehr

Spring Management of Wintered Colonies

There is a lot of rhetoric among beekeepers about the management of over wintered colonies. Needless to say there are a variety of ways but few are successful unless the colonies were provided with a sufficient amount of honey stores in the Fall.

So many talk about making splits which indicates that they simply separate the two brood chambers and make an extra colony. There is seldom a colony in April, or even in the early part of May that has adequate brood and bees to make up two normal honey producing colonies.

Colonies that have been fed sugar syrup, or Isomerase last Fall will not have as much brood as those with honey stores and the bees raised will not live as long so all the extra energy and the feeding has gained the beekeeper nothing.

Colonies that have wintered well (on Honey) will be developing rightly and most, if they have five combs of brood can give up a couple to make another colony. However, more bees and brood will need to be added from other colonies to

finish making up an entire colony. Move the newly constructed colony to another apiary so no bees drift back to the parent colonies and give them a new queen.

Since you have left the original colonies also with three or four combs of brood you have more or less HELPED reduce swarming and all colonies will produce within a few pounds the same amount of honey.

At this point all colonies should have two combs of honey so there is no need to be feeding any of them. If some do need a bit more honey possibly some of the last years honey could be fed.

To introduce the new queen into the newly constructed colony after placing them in the new location, simply open the entrance to the small opening, smoke them lightly and lay the queen cage screen side down on the top bars right over the brood. Now place the inner cover RIM SIDE DOWN to accommodate the queen cage, cover and go back in three or four days to see if the queen has been released.

With the confusion of the bees being mixed and the new location the bees will accept the queens nearly 100 percent of the time.

All colonies can remain in the single brood chamber for about three weeks. Then if all has gone as expected the second brood chamber will be needed.

A Kansas beekeeper once told me he didn't have any luck keeping bees until he tried this method. The real secret IS providing the colonies with ample stores of honey in the Fall. This can only be attained by weighing every colony before they are finally prepared for the long dearth period.

A description of the scale and the lever used [to weigh the hives] can be obtained by request. You will find there is no other way to gauge the supply of food accurately.

Glen L. Stanley
2615 Aspen Road #1
Ames, Iowa 50014
TELE: 515-292-3243

Apiary Department, Iowa State Fair

February 2009

Even though it is still winter and the snow has melted for now, it is not too early to start thinking about entries in the Apiary Division of the Iowa State Fair as August will be here before you know it. The Fair this year will be from August 13th to August 23rd, 2009. Entries must be in place by noon, Wednesday August 12th, 2009.

I would like to clear up some misunderstanding about the Fair and the Iowa Honey Producers Association as I have heard some comments the last couple of years about the IHPA and items entered in the Fair. There are two parts to the space occupied by the Apiary Department in the Agricultural Building at the Fair. The IHPA has the selling area and the volunteers answer questions that Fairgoers may have about beekeeping, honey and honey bees. The entries that are submitted, on the other hand, are under the jurisdiction of the Iowa State Fair. Any decisions that are made about entries are made by a representative of the Fair, whether it is the Iowa State Fair Board, the Director of Competitive Events or the Superintendent of the Apiary Division. The IHPA may be asked for some advice about an entry but the ultimate decision is made by a representative of the Fair. If you have any questions, inquiries or comments concerning an entry, please direct them to the Superintendent of the Apiary Division of the Iowa State Fair.

There are a number of changes in the rules this year. Please read the complete rules and regulations in the IOWA FAMILY LIVING PREMIUM BOOK when it becomes available. Listed below are some of the changes:

Exhibitors 18 and younger (as of the day of judging which is August 12th) will be required to enter a Youth class instead of the adult class for the same item. Ex: A youth 18 and younger must enter Class 22-Three 1 lb Queenline Jars of Extracted Honey – Youth Class instead of adult classes 4, 5, 6 and 7. The same criteria will apply to the other two Youth Classes.

For Classes 4, 5, 6 and 7 – There has been some confusion about which color class to place an entry in for the Queenline jars. Jack's Scale will be used this year to place an entry in the correct color class when it is entered in the Fair. If you place an entry in one of these classes and it is determined, by using Jack's Scale, that it should be in another class, it will be moved.

Classes 10 and 11 – Plain lids only. Decorated lids will be disqualified.

Class 14 – block of wax must be a plain block of wax without design or added color.

Classes 15, 18 and 19 – entries are to showcase the natural beauty of beeswax so no added color will be allowed.

Class 20 – honey and any beeswax items must be from your apiary but you will be allowed to have one (1) item of honey (example: honey sticks, bundle of 5 or less) that is from another source. It must be identified with the name of the source or the entry will be disqualified. Items that are not honey or beeswax do not have to be a product of the exhibitor.

Class 21 – entry must be prepared and placed by the exhibitor. The exhibitor must do the majority of the work but may have some help with the display. Each window must contain a minimum of 21 items. Honey and beeswax must be from your apiary but you may include up to three (3) honey or beeswax items from another source. Each must be identified with the name of the source it is from or the entry will be disqualified. Items that are not honey or beeswax do not have to be a product of the exhibitor.

If there are any questions about the changes, please call me at 515-287-6542.

Melanie Bower
Superintendent, Apiary Division
Iowa State Fair



Your ONE and ONLY "in hive" Small Hive Beetle Treatment!



Lowest Price Ever!

CheckMite+™

DC-800 CheckMite+™ 100 pack.....**\$150.00**

DC-810 CheckMite+™ 10 pack.....**\$ 19.95**

Small Hive Beetle Treatment

- Use a ground drench in addition to CheckMite+™
- Use 1 strip cut in 1/2 then attached to a 5" x 5" corrugated square. Place square strip side down in bottom board.
- Remove strips after 42-45 days

Non-Medicated 5" x 5" Plastic Squares

For use in application with CheckMite+™ in treating Small Hive Beetles.

DC-815 Black Squares 1 - 499.....\$.35
500+.....\$.29

GardStar®

It is important to use GardStar® as a ground drench when treating for the small hive beetle!




DC-825 GardStar® 4 oz. bottle.....\$ 26.95

DC-830 GardStar® quart bottle.....\$114.95

Mann Lake Ltd.

Hackensack, MN - Woodland, CA

Order anytime at
www.mannlakeltd.com
or call
800-880-7694




Eggs → Larvae → Pupae → Adult

Avoiding SHB Infestations

- Keep strong healthy hives by treating for disease and mites when appropriate.
- Feed syrup and pollen substitute to keep your hives strong when natural sources are not available.
- Use CheckMite+™ and GardStar® at the first sign of infestation.

TIP: To attract the beetles, spread a small amount of Bee-Pro® patty down the center of the square then attach the strip on either side of the patty



Varroa Treatment

- Treatment is most effective when brood rearing is lowest
- Treat all infested colonies within the yard
- Use 1 strip for every 5 frames of bees
- Remove strips after 42-45 days

Mann Lake Ltd.

"Friendly" And "Reliable"
Service You Can Count On.

800-880-7694

- Woodenware
- Foundation
- Books
- Hand tools
- Protective clothing
- Extracting equipment
- Feeders
- Feeds
- Medications
- Honey containers
- Container labels



www.mannlakeltd.com
beekeeper@mannlakeltd.com

LAPPS BEE SUPPLY CENTER

500 SOUTH MAIN STREET
REESEVILLE, WISCONSIN 53579

**Beekeeping & Candlemaking
Supplies**

**FREE CATALOG
1-800-321-1960**

**"Serving the beekeeper
for 25 years"**

32 YEARS SERVING USA BEEKEEPERS

MAKE US YOUR SOURCE

**BEEKEEPING EQUIPMENT
CANDLEMAKING EQUIPMENT
SOAPMAKING EQUIPMENT
PACKAGE BEES
QUEENS
UNIQUE CONTAINERS
EXPERT INFORMATION**

HIGH FRUCTOSE CORN SYRUP

FREE CATALOG ON REQUEST

B & B Honey Farm

5917 Hop Hollow Road
Houston, Minn. 55943



Information 1-507-896-3955
Order Line 1-800-342-4811
Fax 1-507-896-4134
Email bbhoney@acegroup.cc

**For All Your Packaging Containers
For Packing Honey**

(No Order Too Large or Small)

BL Plastic Containers

**"We Built Our Business on
Service, Quality, and
Dependability."**



Elmer C. Lynn
405 Kimberly Lane
Des Moines, IA 50327

Phone : 515-266-6112
Fax : 515-266-1112

Holds 2 frames

Extracting Kits

**Made in the USA!
Quality construction and
superior long-lasting
stainless steel!**

**BUY a KIT
and Save
\$\$\$\$**

Junior Bench Extractor Kit

Junior Bench Extractor Kit—The Junior Bench Extracting kit is the perfect extracting set up for the beginning beekeeper. The kit comes complete with 1 Junior Bench two frame extractor and stand, 1 bottling bucket kit, 1 speed king electric knife, plastic uncapping tub and 1 capping scratcher.

M00390KIT JB Extractor Kit \$515.00

This ships in 4 pkgs.

1 pkg @ 47# 1 pkg @ 8#
2 pkgs @ 35#

Holds 4 frames

**The best built
extractors on
the market!**

Little Wonder Hand-Extractor Kits

Power style also available

Little Wonder Extractor Kits—A step up in size from the Junior Bench. The little wonder extracting kit is perfect for the hobby beekeeper. It is available in both hand and power styles. This four frame extractor comes complete with extractor and stand, 1 bottling bucket kit, 1 speed king electric knife, plastic uncapping tub and 1 capping scratcher.

M00396KIT LW Hand Extractor Kit \$559.00

This ships in 4 pkgs.

1 pkg @ 78# 1 pkg @ 8#
2 pkgs @ 35#

M00403KIT LW Power Extractor Kit \$849.00

This ships in 5 pkgs.

1 pkg @ 78# 1 pkg @ 13#
2 pkgs @ 35# 1 pkg @ 8#

Holds 6 frames



Dadant & Sons, Inc.

51 S 2nd St
Hamilton, IL 62341
Toll-free
1-888-922-1293

1318 11th St.
Sioux City, IA 51102
Toll-free
1-877-732-3268

www.dadant.com

Ranger Power Extractor Kit

Hand style also available

Ranger Extractor Kits—For those who prefer a radial extractor this is for you. The Ranger extracting kit is available in both the power and hand styles. It is capable of extracting 6 - 6 1/4" frames or shallow frames radially or three deep frames tangentially by using the optional baskets. The 6 frame radial extractor comes complete with extractor and stand, 1 bottling bucket kit, 1 speed king electric knife, plastic uncapping tub and 1 capping scratcher.

Optional baskets for deep frames sold separately.

M00400KIT Ranger Hand Extractor Kit \$639.00

This ships in 4 pkgs.

1 pkg @ 78# 1 pkg @ 8#
2 pkgs @ 35#

M00401KIT Ranger Power Extractor Kit \$925.00

This ships in 5 pkgs.

1 pkg @ 78# 1 pkg @ 13#
2 pkgs @ 35# 1 pkg @ 8#

M00402 Optional Baskets, for Deep Frames, Ship Wt. 8 lbs. . . . \$84.75

The Buzz Newsletter

Iowa Honey Producers Association
207 S.E. Diehl
Des Moines, IA 50315

RETURN SERVICE REQUESTED

ISSUE 5 – May 2009



PRSRRT STD
U.S. POSTAGE PAID
DES MOINES, IA
PERMIT NO.
4271



Officers

President: Donna Brahms
65071 720th St.
Cumberland, IA 50843-8125
(712) 774-5878
Mbrahms@netins.net

Vice President: Pat Ennis
1040 Union Ave.
Goodell, IA 50439
(641) 444-4767
flat_Lander@lycos.com

Secretary: Mary Ebert
705 Hwy. #1 West
Iowa City, IA 52246
(319) 354-6696
Mebert@netins.net

Treasurer: Melanie Bower
207 S.E. Diehl
Des Moines, IA 50315
(515) 287-6542
melrb@msn.com

Historian: Peggy Ennis
1040 Union Ave.
Goodell, IA 50439
(641) 444-4767

Past President: Curt Bronnenberg
1433 Hull Ave.
Perry, IA 50220
(515) 465-5939
CBronny823@aol.com

District Directors

District #1 Kristoffer Valleroy, Sr.
1638 W 35th St.
Davenport, IA 52806
(563) 320-1488
kvalleroyr@yahoo.com

District #2 Louise Johnson
34147 310th St.
Guttenberg, IA 52052
(563) 252-2340
LouiseJ@alpinecom.net

District #3 Matt Stewart
2956 170th St.
South Amana, IA 52234
(319) 662-4145

District #4 Phil Ebert
14808 S. 102nd Ave. E.
Lynnvile, IA 50153
(641) 527-2639
Ehoney37@netins.net

District #5 Pat Randol
2505 Carriage Trail
Winterset, IA 50273
(515) 462-4768
prandol@fbx.com

District #6 Larry Boernsen
6724 200th Street
Ocheyedan, IA 51354
(712) 735-4205
lm5kbees@iowatelecom.net

State Apiarist

Andrew Joseph (515) 725-1481
andrew.joseph@iowaagriculture.gov



Queen Co-Chairs

Regina Jager (641) 660-0772
Louise Johnson (563) 252-2340

Iowa Beekeeper Clubs

East Central Iowa Beekeepers

Contact: Terry Dahms
3086 Sycamore Trail NE
Iowa City, IA 52240
(319) 338-5919
Terry.dahms@gmail.com

North Iowa Bee Club

Contact: Pat Ennis
1040 Union Ave.
Goodell, IA 50439
(641) 444-4767
Flat_Lander@lycos.com

Northeast Iowa Beekeepers

Contact: Louise Johnson
34147 310th St.
Guttenberg, IA 52052
(563) 252-2340
LouiseJ@alpinecom.net

Northwest Iowa Beekeepers

Contact: Larry J. Boernsen
6724 200th St.
Ocheyedan, Iowa 51354
(712) 735-4205
Lm5kbees@iowatelecom.net

Southeast Iowa Beekeepers

Contact: Dave Oliver
1603 200th St.
Fairfield, IA 52556
(641) 472-3916

Southwest Iowa Honey Producers

Contact: Mike & Donna Brahms
65071 720th St.
Cumberland, IA 50843
(712) 774-5878

Back-to-Basics Beekeeping Club

Contact: Eves Cadwallader
2420 285th St.
Oskaloosa, IA 52577
(641) 673-3993
weic@kdsi.net

Central Iowa Beekeepers Association

Contact: Arvin Foell
30930 530th Ave.
Kelley, IA 50134
Home phone 515/597-3060
Cell phone 515/450-9494
ajfoell@huxcomm.net

Des Moines Backyard Beekeepers

Contact: Frank Pering
210 E. Kirkwood Ave.
Des Moines, IA 50315

Additional Links and Emails

IDALS website
www.agriculture.state.ia.us

National Honey Board
www.honey.com

American Beekeeping Federation website
www.ABFnet.org

Robert Haxton
Food Processing Plants
Iowa Dept. of Inspections and Appeals
rhaxton@dia.state.ia.us