



The Buzz



September 2018

Newsletter of the Iowa Honey Producers Association



Beek of the Month, District 6--Paul Van Roekel. Details page 3.

Annual Meeting in Ames in November! Registration page 4.

President's Message

Most of my vacation time is spent either in my garden/bee yard or abroad. This year my husband and I took a mini-vacation spending a few days in the mountains just outside of Denver. Two reasons for the trip: I had purchased tickets to the Sarah McLachlan concert with the Colorado Symphony, and a visit to the Denver Botanical Gardens. I must admit, Theo was initially a reluctant participant. My long-time friend was to have made the trip with me but "life interruptus" intervened and Theo, the dutiful husband, stepped up to the plate and drove me the 11 hours west.

In 2015, I attended the Des Moines Botanical Garden's Annual Symposium and one of the guest speakers was Panayoti Kelaidis, Senior Curator and Director of Outreach at the Denver Botanic Gardens. He was an engaging speaker and the passion he felt for gardening was felt though his photo presentation. In fact, I wanted to jump into the photos and be left to wander. Three years later and I was finally able to wander those gardens.

In the heart of Denver sits an urban oasis, The Denver Botanical Gardens, featuring 24 acres planted with over 15,000 diverse plants. It was a partially cloudy when we arrived, but I know photos are best shot when it is a bit overcast. We began our tour in the Sensory Garden and we didn't walk but a few feet when we noticed honeybees visiting the trumpet vine's deep orange flowers and the purple flowers of massive butterfly bushes. As I was trying to capture a photo of some rudbeckia and decorative cabbage, backing up and moving this way and that way, Theo told me to mind my back as I was encroaching on a very popular bee buffet ... hundreds of honeybees and rusty patch bumble bees were feasting on the nectar of anise hyssop. Phil Ebert turned me

on to this plant a few years ago and it truly is a favorite of the bees in my garden too.

As we meandered past the Romantic Gardens and the Fragrance Gardens we came upon the Birds and the Bees walk. On this latter walk several unique insect hotels were featured. Placards featuring pollinators and the importance of pollination were casually placed amongst the trees and other vegetation.

Every garden area we walked through there were bees, and not just one or two. It seemed that all the bees in Denver were at the botanical gardens. I asked an employee if the gardens had any beehives and was told they did not. Knowing bees only travel a couple of miles to a great food source, there are certainly some Denverites living near the gardens reaping the benefits of having a hive or two (they are only allowed two legally).

We spent about four hours walking the gardens and couldn't comment enough about how wonderful they were. Then I return to my gardens and sigh at the amount of work that needs to be done and the hot weather doing a number on plants. My recommendation: if you are ever in the Denver area, whether you are a gardener or not, I encourage you to stop for a visit. You will not be disappointed.

As you read this message, I am travelling in Turkey. With luck, I will run across someone selling local honey and I can sample the sweet elixir of this this exotic country. Grace Pundyk noted in her book, *The Honey Trail*, Turkey is "A land where each city and town boasts its own unique flavors...where honey and beekeeping has a tradition older than the Hittites."

Eve Vanden Broek, IHPA President

The Iowa Honey Producers Annual Conference 2018: Bee Hive Strong--

See Registration pages 4, or print the application from the website and mail;

Contest Rules on pages 6 & 7-ARE YOU READY TO RUMBLE?

The IHPA Annual Conference and Meeting is our opportunity to gather together to advance our knowledge about the wonders of the honey bee along with socializing with other beekeepers. This meeting is open to all interested in honeybees and the beekeeping industry. This year's meeting will be held at the Iowa State Center (Scheman Building) in Ames Iowa on November 9-10th, 2018. We have made a few changes this year including a new contest. Please check out the new contest and prizes!

We are also making a few changes to the registration. We have removed the family registration and have gone to individual registration--but children 17 and under are FREE. We are also not able to offer any lunch or dinner tickets at the door as in the past. In past years the IHPA has either run long on lunch/dinner tickets (having to cover the cost); or, like last year, run short, leaving members empty-handed. Knowing our numbers prior to the event allows us to prepare and plan this event to serve our members better.

Hotel Information: This weekend is a home game for the Iowa State Cyclones. We do have a limited block of rooms with two local hotels: AmericInn (515-203-3278) for \$119 and the Microtel (515-337-2748) for \$105.

Beek of the Month from District 6

Paul Van Roekel is the Beek of the Month for September. Paul and Shirlea live just outside of George, Iowa, where Paul is a fulltime farmer. Since his place is right next to the town, his bees get to forage his crops and the entire village as well. Paul and Shirlea have a son (Matthew) who has had several strokes, and struggles with Asperger's Syndrome and autism. They have transitioned their entire diet to conform to the paleo diet, eliminating sugars, grains and dairy. All their baking and cooking uses honey, and this is what motivated Paul to become a beek five years ago.

Paul is a very active beekeeper, reading, watching videos, mentoring other beeks, and has become a leader in the Siouxland Beekeepers club. He became interested in the way Marlin Buus overwinters his hives indoors, and so Paul rebuilt one of his sheds into winter quarters. The first year he lost none, and last year he lost just two hives (but they were weak going into winter already). Paul maintains about twelve hives during the season, and harvests an average of seven gallons of honey per hive. He treats with Apivar in the spring, and then uses Apiguard in the fall. He feeds Fumagillin in the spring, but usually doesn't have to feed because his bees consume little honey with inside storage. Paul has not had time to make splits in the spring—he's a busy farmer! Paul takes time to work the Lyon County Fair booth, where they set up a working observation hive and sell honey lemonade and honey caramels.



We feature Paul Van Roekel and his family this month because he exemplifies what a person can accomplish when circumstances direct him to create alternatives. Thanks, Paul, for all the work you do with the pollinators of the world, and thanks for bringing perspective to the world of beekeeping as it interacts with agriculture.

Submitted by Dave Korver, District 6 Director

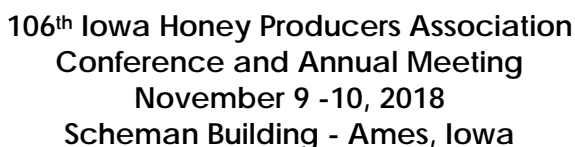
September Board Meeting – You're Invited!

Date: Saturday, September 29, 2018
Time: 1- 5 PM
Location: CORTEVA in Johnston,
Iowa (Pioneer)

Note: Check the website soon for the exact address of where meeting will take place.



This is the inside of Paul's shed which he remodeled for overwintering his hives. He controls temperatures and provides plenty of ventilation. On warm days he sets them outside for cleansing flights.



Please print legibly!

Additional Attendees:: please include age of children

If you can only attend one day, no discounts are offered. No refunds given after November 1st. Banquet and Lunch tickets must be purchased prior to Nov. 1st. No meal tickets will be available at the door.

IHPA Awards

If you know of somebody the IHPA should recognize during the Annual Meeting in November, please contact Curt Bronnenberg at (515) 480-6075. Send nominations to cbronny823@aol.com or mail to Curt Bronnenberg, 14405 Hull Ave, Perry IA 50220. A brief written description of the nominee's involvement in beekeeping/IHPA would be appreciated.

Please have all your nominations submitted by Oct. 15

Life Time Membership Award

Pioneer Award--for having been involved in beekeeping for 50 years or more and still active in beekeeping.

Distinguished Service Award--for assisting other beekeepers, being willing to share information, and/or serving the state association.

Education Award--for teaching beekeeping classes, speaking at service clubs, giving presentations to school children or speaking about beekeeping on radio or T.V.

Promotions Award--for promoting honey and beekeeping, promotions for the state association or promoting their own product.

Friendship Award--for being a friend of the association. This could be someone who has displayed at the annual IHPA trade show or a state official who has assisted or encouraged beekeeping. They do not need to be a member of our beekeeping community.

Youth Award--for a young person who has shown commendable involvement in such things as helping at the state or county fair, successfully keeping bees for at least one season including wintering, writing, making a float for a parade, speaking, etc.

A Beehive in the Bathroom

Since I became a beekeeper, all things bee stand out more than ever. Rather, I notice them more. A couple of months ago I was at Younkers hoping to take advantage of their going out of business sale. Wandering the shoe department, I found the most unique velvet shoes with a bee embroidered on the upper portion. Then the other day I walked in to the restroom at work and behind the toilet there sat a beehive. Yes, a Korky Beehive to be exact. What's a Korky Beehive, you ask? No, it's not anything new in the beekeeping world. It's a toilet plunger!

Further research on this product and I learned it was one of the top new home products for 2014. Needless to say, I enjoyed a good laugh and hope you did too.

Submitted by Eve Vanden Broek,
IHPA President



Here's a shot of our District 6 Director Dave Korver installing the cabinets he made for the State Fair booth. You can see from the picture that he had a few questions and he called in some professional help to lend him a hand... A

great big thanks to you, Dave, for making some lovely cabinets. And even

though the fair is still finishing up as this Buzz goes to press, a huge shout out to all the people who made countless glasses of lemonade and helped out in so many other ways at the fair. The IHPA gathers a major portion of its support income from the fair, and the fame of the honey lemonade is statewide! Thanks to all who always help!



2018 Annual Conference Contest

It's time to start planning your entries into this year's Annual Conference. We had great participation last year and hope to continue this year with a few changes and a new contest. We will again have some great prizes this year! We are also seeking clubs to host tasting parties to judge the new recipe contest. If your club or other social group is willing to host a tasting party, please send me an email to get your party package (beehivestrong@gmail.com).

2018 Recipe Contest (New) Prize--Honey Bee Recipe Card Album and \$20 Hy-Vee Gift Card

Do you have that award-winning recipe and wanted to participate in the Annual Convention Cooking Contest, but time or distance has stopped you? If so, this is your year. We have changed the cooking contest to a recipe contest! We are calling all cooks to enter their best recipes and a picture to this year's contest.

Here are the rules:

- Honey is to be the only sweetener.
- You must submit a picture with your recipe (include your name and phone number).
- Your entry must to postmarked by September 30, 2018
Mailing address: Erin Miller
5041 Valley Farm Rd
Central City, IA 52214
- The following criteria will judge recipes: Taste-20 points, Apperance-20 points, Ability to make-20 points, Best use of Honey-20 points, Creativity-20 points, Total 100 points.

Categories:

- Sauces: BBQ, and dressings
- Sweets: Candies, cookies, brownies, bars, cakes, pies. and other desserts
- Breads
- Fruits and Vegetables
- Main dishes

***** Tasting Party*****

- Your group would be sent the requested party package containing recipes (names removed), pictures, and judging sheets by October 10th.
- Please prepare the recipes and judge them by November 1st.
- Email your results to beehivestrong@gmail.com.
- If you would like to participate, please email beehivestrong@gmail.com.

Photo Contest: Prize--\$25 Walgreens Gift Card (for photo printing)

Contest will be held Friday, Nov. 9th and remain in place until noon Saturday, Nov. 10th--Entries need to be in place by 10 a.m. Friday Nov. 9th.

Here are the rules:

- Photo must be matted, but not framed.
- Any size photo up to 8X10.
- Your name needs to be on the back of the photo.
- Limited to one entry.
- Picture must include a honey bee or beekeeping equipment.
- 2 Contests--People's Choice and Judges' Choice
- Categories--(Youth under 16, and Adults 16 and above)

(Continued on next page)

(Contest Information continued)

Painted Hive Body Contest: Prize--\$25 Walmart Gift Card

Contest will be held Friday Nov. 9th and remain in place until noon Saturday, Nov. 10th. Entries need to be in place by 10 a.m. Friday, Nov. 9th.

Here are the rules:

- Categories--(Youth under 16, and Adults 16 and above)
- Your name needs to be placed on a folded piece of paper and taped to the inside of the Hive Body.
- The use of stenciling is not allowed.
- Hand painting must cover at least one side.

Basket Contest (New): Prize--\$25 Target Gift Card

Contest will be held Friday, Nov. 9th. All baskets will be auctioned at the Annual Banquet for the Queen Program on Friday night (you will not get your basket back).

Here are the rules:

- Contain one or more containers of honey.
- Contain one or more wax products.
- Contain one additional honey, wax, or value added product.
- Basket value must total under \$75.
- Basket must be named and include a list of contents (examples Bee Mine, Tea for Two...).
- Your name must be attached to the bottom of your basket.
- 2 Prizes--People's Choice Award and Judges' Choice Award

Mead Contest: Prize--\$25

The Mead contest is back! Categories will include: Traditional Meads, Melemel (fruit Meads), and Metheglyn (spice Meads).

Here are the rules:

- 3 bottles 375ml/12 oz. or larger.
- Entries need to be in place by 10 a.m. Friday, Nov. 9th.
- No limit on the number of entries.
- Attach a paper label to each bottle using a rubber band including your name.
- Mead must be produced by submitting individual.
- Two bottles will be used for contest and the third will be auctioned at the Friday banquet reception.

Auction Items Needed!

It is time to be thinking and looking for auction items for the live and silent auctions at the Annual Conference. All proceeds for these auctions go to help fund our Queen Program. Please consider donating to this great cause. The IHPA is a non-profit organization and a receipt is available upon request for your donations. Thank you for your support!

Audit Committee Volunteers Needed

The Iowa Honey Producers Association's fiscal year-end is September 30, 2018. After the close of our books, we seek the assistance of a few members to help with an internal audit. This is an important exercise for our organization. One of the legal duties of the IHPA board is 'Duty of Care' which means we commit to take care of our non-profit organization's assets, including facility, people and good will. The date of the internal audit will take place on **Saturday, October 13** at Bankers Trust located downtown Des Moines from 1 to 5 p.m. Please note, if all goes well, the full four hours may not be needed. You do not need to hold a degree in accounting to help. I would very much like to have five people on hand for the audit with one or two people on standby should someone need to cancel. If you have an interest in helping out, please contact me directly via e-mail. Additional details will be provided once we connect.

Eve Vanden Broek, IHPA President. mrstheo@iowatelecom.net (more contact info back cover)

Extracting is well underway. It always seems like there is plenty of time to get ready. Then, suddenly, it is time to start and unexpected problems crop up. I thought I was all set. I happened to look inside the baffle tank that we use to separate the wax from the honey. I saw a dead fly. I reached in to pick it up and found my fingers were wet. It is a water jacketed tank made by Kelley. Water was leaking in to where the honey was supposed to be. I had trouble with the outlet side last year. This year, it was the inside. I hauled the tank down to the local welding shop. They resoldered the flange. Everybody welds stuff now with Kelley being the exception. I think they need to modernize. I bought the tank used 20 years ago from Earl Eibo. It is probably time to find a new one.

The honey is very nice. It is even lighter colored than last year and last year was pretty good. We are about 30 barrels into it as of this writing. I was concerned about having a lot of brood in the supers. So far, it has not been a problem. There have only been a few frames. When we get some, we put the frames in a brood box in the extracting room and then put them on a colony at the end of the day to emerge. The larva usually die, but the capped brood emerges.

Aerial spraying started up just after the 4th of July. It was nonstop for a while. It has abated over the last days of the month. We have only had one spraying incident in forty years, but I still worry about it. I haven't gotten around to registering my locations for the last several years. I should do that.

We started cleaning our yards off on August 8. We don't even try for fall honey any more. It is time to start dealing with the mites. This is a pest that has the potential to double its population every 18 days. Fall mite population is a function of how early brood rearing starts in the spring. As the years pass, I think spring mite loads gradually increase. That is why it is often very difficult to keep colonies alive after the third year. Having an additional 1 or 2% in the spring can make a huge difference in the fall. Brood rearing started very late this spring. As a result, mite loads have been lower than normal. What is interesting to me is that the lease bees we have are showing a 3% load or less. Those bees came out of the almonds with big populations. I suspected they would have a lot of mites. Still, this is the treatment threshold. They need a treatment now!! The rule of thumb used to be that 50% of the mites were in the brood. However, in the fall, it can be 80%. This is why we often get what appears to be an exponential increase the fall. Bee population is decreasing in the fall but mite population is increasing. A big emergence occurs and suddenly there are mites everywhere. Do not take anything for granted. If you chose to do nothing, your colonies will crash, in all likelihood. Your beekeeping neighbors will face the consequences of this. Bees from colonies that crash drift for miles and they take the mites with them.

We are getting our mite treatments lined up. We have an assortment of treatments. Timely application is critical. If you have too many mites when you start treatment, you can kill every mite in there and the bees will still die because they are damaged. Last year, we could not get out mites knocked down. We are going to try some different things this year. We have Apivar Strips, some Api Life Var, Mite Away Quik Strips and a little Apiguard. We are also going to use some oxalic acid. The Apivar strips are advertised as being slow release. I have some concern that they will not give a good knockdown to a colony with a high mite load. We are going to hit those colonies with oxalic dribble and go back a week later with the Apivar strips. We have used Apiguard for years and it worked. Last year it did not seem to work. I suspect we had too many mites to start with. This year we will use less of it and monitor carefully. I have no advice on ApiLifeVar. We have never used it before. With the exception of the oxalic dribble, all of these treatments work better when it is warm—75 to 85 degrees. We will do a final mite cleanup in November with an oxalic dribble. That can work well at lower temps. It needs to be cool enough that all of the bees are home. Beekeeping has evolved to mite management. You can be successful doing things different from what we do but you have to do something.

On a personal note, I had to put my pony down. I lost the horse a few years ago. The pony was over 30 years old. The vet said it was liver failure. She seemed fine the night before and was eating well. When I went out the door in the next morning, I heard a plaintive nicker. I knew she was in trouble. The place won't seem the same without her. Diana has been working a couple of days per week. She is still in the recovery process.

I hope everyone has a good honey crop and low mite counts.



Scientists find evidence of 27 new viruses in bees

July 9, 2018

by Seed World (Article is reprinted from American Honey Producers Association newsletter)

An international team of researchers has discovered evidence of 27 previously unknown viruses in bees. The finding could help scientists design strategies to prevent the spread of viral pathogens among these important pollinators.

"Populations of bees around the world are declining, and viruses are known to contribute to these declines," said David Galbraith, research scientist at Bristol Myers Squibb and a recent Penn State graduate. "Despite the importance of bees as pollinators of flowering plants in agricultural and natural landscapes and the importance of viruses to bee health, our understanding of bee viruses is surprisingly limited."

To investigate viruses in bees, the team collected samples of DNA and RNA, which is responsible for the synthesis of proteins, from 12 bee species in nine countries across the world. Next, they developed a novel high-throughput sequencing technique that efficiently detected both previously identified and 27 never-seen-before viruses belonging to at least six new families in a single experiment. The results appear in the June 11, 2018, issue of Scientific Reports.

"Typically, researchers would have to develop labor-intensive molecular assays to test for the presence of specific viruses," said Zachary Fuller, postdoctoral fellow at Columbia University and a recent Penn State graduate. "With our method, they can sequence all the viruses present in a sample without having any prior knowledge about what might be there."

Fuller noted that because the cost of high-throughput sequencing continues to decrease, the team's approach provides an inexpensive and efficient technique for other researchers to identify additional unknown viruses in bee populations around the world.

"Although our study nearly doubles the number of described bee-associated viruses, there are undoubtedly many more viruses yet to be uncovered, both in well-studied regions and in understudied countries," he said.

Among the new viruses the team identified was one that is similar to a virus that infects plants.

"It is possible that bees may acquire viruses from plants, and could then spread these viruses to other plants, posing a risk to agricultural crops," said Christina Grozinger, distinguished professor of entomology and director of the Center for Pollinator Research at Penn State. "We need to do more experiments to see if the viruses are actively infecting the bees — because the viruses could be on the pollen they eat, but not directly infecting the bees — and then determine if they are having negative effects on the bees and crops. Some viruses may not cause symptoms or only cause symptoms if the bees are stressed in other ways."

Beyond identifying the new viruses, the team also found that some of the viruses exist in multiple bee species — such as in honey bees and in bumblebees — suggesting that these viruses may freely circulate within different bee populations. "This finding highlights the importance of monitoring bee populations brought into the United States due to the potential for these species to transmit viruses to local pollinator populations," Galbraith said. "We have identified several novel viruses that can now be used in screening processes to monitor bee health across the world."

According to Galbraith, the study represents the largest effort to identify novel pathogens in global bee samples and greatly expands our understanding of the diversity of viruses found in bee communities around the world.

"Our protocol has provided a foundation for future studies to continue to identify novel pathogens that infect global bee populations using an inexpensive method for the detection of novel viruses," he said.

BOARD LEGAL RESPONSIBILITIES:

You will notice that there is a plea (on page 17) for volunteers to step up and serve, either in a leadership role or as a District Director. Please contact your District Director now if you'd like to join the board. Serving on a non-profit board is an important role. Of the many duties you would perform, the following important legal duties are those to keep in mind:

1. **Duty of Care** – Take care of the non-profit by ensuring prudent use of all assets, including facility, people, and good will.
2. **Duty of Loyalty** – Ensure the non-profit's activities and transactions are, first and foremost, advancing the mission; to recognize and disclose any conflicts of interest; make decisions that are in the best interest of the organization, not in the best interest of the individual board member (or any other individual or for-profit entity).
3. **Duty of Obedience** – Ensure the non-profit obeys applicable laws and regulations; follow its own bylaws; and that the non-profit adheres to its stated corporate purposes/mission.

Club News

The **Southeast Iowa Beekeepers** met at Harvestville Farm in Donnellson, Iowa for our fall meeting. This farm features farm produce all summer, with a special time during pumpkin season, also featuring a 10-acre corn maze. There were about 30 members present. David Tull has bees there for pollination. We went out to the pumpkin patch and were able to observe the bees going from flower to flower. They have around 30 acres with around 100 different varieties of pumpkins and squash. David also showed us his swarm boxes and the scales he uses to measure the bees' progress. We followed up with a great lunch provided by the Harvestville folks.

--Report submitted by Vern and Doris Ramsey, of Keosauqua

The **Siouxland Beekeepers** met in Orange City the end of July and heard an interesting presentation by Jeff Johnson. Jeff has developed his own method of building foundation. He has done lots of research on the size of hive cells in nature and has developed methods of making frames that have 1 1/2 cells more per line on the frame. He also uses only capping wax to coat his frames, so the wax is fresh and clean. Check out www.premierbeeproducts.com.

The **Boone River Bee Club** will have Dr. Randall Cass, ISU Extension Entomologist specializing in bee research, give a program on his research, at our meeting held on Saturday, Oct. 13 at 7:00 pm at the Hamilton County ISU Extension Office, 311 Bank Street, in Webster City. Free and all beekeepers are invited to attend!

From June 25 to 29, the campus of Dordt College was buzzing with nearly 400 junior high students. They call it **Dordt Discovery Days**. The kids sign up for all sorts of activities, one of which was beekeeping.

There were nine really bright students in my class of future beekeepers. Most had finished grades 7 or 8. Amazingly, none of them were in the least bit afraid of bees when they were ready to don the gear and enter the hives. I was tickled to see them light those smokers. This year's group was not very distracted by them, though, and went right into the hives. We could not find the queen to save our necks. The kids were disappointed. One class member was distracted though--he first took off his gloves to try his finger in the honey, and then discovered that in order to taste it, he needed to take off his veil. Which he did. The bees were really calm that day, and though I cautioned him, he spent the rest of the class without gear and tasting the honey. (he didn't get stung, sigh of relief).

The rest of the class days were spent watching a movie on bees, making seed bombs, baking a recipe of cookies with honey and another without--to compare taste, rolling candles of colored wax foundation, making lotion and lip balm, and just enjoying learning many, many facts about creation that we didn't know before. Here's hoping there are several who will become beeks themselves in the future.

Submitted by Ron Rynders

Dear Honey Bee Friend:

The second annual [Mite-A-Thon](#) will take place Saturday, September 8 to Saturday, September 15, 2018 and we invite you to participate!

SPREAD THE WORD - Local beekeeping clubs and associations are key to making the Mite-A-Thon a success!

The Mite-A-Thon is a national effort to collect mite infestation data and to visualize *Varroa* infestations in honey bee colonies across North America within a one-week window. All beekeepers can participate, creating a rich distribution of sampling sites in Canada, the United States, and Mexico.

OBJECTIVE: 1) To raise awareness about honey bee colony *Varroa* infestations in North America through effective monitoring methods. 2) Management strategies will be made available for discussion within bee organizations utilizing Mite-A-Thon partner developed information and outreach materials.

PARTICIPANTS: All beekeepers in North America are encouraged to participate.

WHAT YOU NEED TO DO:

Encourage your members to participate in September, through meetings, newsletters, emails, social media etc.

Teach new beekeepers how to monitor for mites in August.

Help your members prepare their monitoring materials.

Support your members in making sure they are able to monitor mites effectively and report their data.

DATA COLLECTION: *Varroa* monitoring data will be uploaded to www.mitecheck.com.

CONTACT: miteathon@pollinator.org or 415 362-1137

Get resources and stay up to date at www.pollinator.org/miteathon!

Thank you,

The Mite-A-Thon Partners

Merchandise

The IHPA has new merchandise. We have crew-neck T-Shirts, V-Neck Women's T-Shirts, Long Sleeve T-Shirts, Sweatshirts and Hoodies. They are available in adult sizes Small through 3XL. These items are available in sizes Small through 3XL: short sleeved T-Shirts, crew neck shirts and v-neck shirts, as well as long-sleeved t-shirts, sweatshirts and hoodies. The colors available are Yellow, Black, Red, Blue and Gray. The colors for long sleeve T-Shirts are yellow and black. The sweatshirts are available in black and sand colors. Colors for the hoodies are yellow and black. Hats are a dark khaki color (light brown). The apron is available in a sand color.

We have a new item this year – a cooling towel. These would be great to keep you cool while checking on the girls this summer or at the State Fair. The towel is black with yellow lettering. There are only 250 available and should go fast.

We have kept the prices as low as we can for members. T-Shirts are \$8 for all sizes. Hats are \$5. Aprons are \$12. Long Sleeve T-Shirts are \$13. Sweatshirts are \$18. Hoodies are \$20. Cookbooks are \$4 each or a case of 30 is \$90. Shipping will be \$5 for one item, \$7.50 for two items and \$10 for three items. On orders of more than three items, you will be billed for shipping when items are shipped. The shipping on a case of cookbooks runs about \$22. The cooling towel cost is only \$5 each.

The prices on the website will be greater as we have to pay a percentage to PayPal for the convenience of using a credit card. The prices at the Fair will be the same as on the website, without the shipping charges.

All of these items are available online. Please see the IHPA website for ordering information.



News from our Iowa Honey Queen:

Hello fellow honey producers,

The State Fair is always an amazing time and the experiences I have had leading up to the Fair have been extremely rewarding, too. Through the past month, I was able to visit the Jackson County Fair along with my observation hive! It was a great opportunity to spread the word about bees and encourage more 4-Hers to start beekeeping.

During July, I also put on a program for the Belmond Public Library. I shared about "The A, Bee, C's of Beekeeping" with over twenty attendees!

At the Van Buren County Fair and the Iowa State Fair, I have already been educating others on the topic of bees and beekeeping. One of my educational presentations looked at marketing honey and my brothers and I are doing a working demonstration about bees. Both of these 4-H communications events provide me with a broad audience to share about my love for honey bees and I sincerely thank everyone who has made my beekeeping and 4-H experiences possible!

Iowa State Honey Queen Joy Westercamp

Youth Brochure

Here's a way clubs and teachers and individuals can get materials to use in teaching: The Iowa Honey Producers have collaborated with Iowa State University and have developed a brochure to be used with 2nd through 5th graders across the state. These brochures were handed out freely at the State Fair, and also can be downloaded at the ISU Extension Store. Look for product ENT 49. The link is: <https://store.extension.iastate.edu/product/15452>.



Emma Jakes takes a month off and we feature the National Honey Board's recipes, celebrating Winnie-the-Pooh's favorite recipes.

[Incidentally, what do Winnie-the-Pooh and Attila The Hun have in common? Answer below picture]

Cucumber Turkey Stackers with Avacado

INGREDIENTS

½ avocado, peeled and pitted
2 T honey
Juice of 1 lemon
2 tsp. garlic, minced
1/4 cup cilantro, chopped
2 T light mayonnaise
2 slices turkey cold cut
2 slices swiss cheese (or cheese of choice)
8 slices cucumber rounds 1/4 inch thick
4 round crackers

DIRECTIONS

In a bowl, smash the avocado pulp with a fork and then add the honey, lemon juice, garlic, cilantro and mayonnaise, combining until smooth, set aside.

Cut turkey slices and cheese slices into fours.

Spread each cucumber round with the honey avocado spread, as if it were sandwich bread.

BUILD THE STACKERS:

Starting with a cracker bottom, layer cucumber rounds evenly with the turkey and cheese slices. Top each off with another cucumber round turkey and cheese slice and serve.

Blueberry Muffins with Salted Honey Crumble

YIELD: Makes 12 muffins

INGREDIENTS

For Crumble:

1/2 cup light brown sugar
10 T unsalted butter, softened
4 T. honey
1/2 tsp. vanilla extract
1 1/4 cup all-purpose flour
1 1/2 tsp. kosher salt

For Muffins:

2 cups all-purpose flour
2 tsp. baking powder
1/2 tsp. kosher salt
1 cup sugar
1/2 cup unsalted butter, softened
3 T. honey (use a mild, light varietal)
1 tsp. vanilla extract
2 large eggs
1/2 cup milk
2 cups fresh blueberries

DIRECTIONS

For the salted honey crumble:

In the bowl of an electric mixer fitted with the paddle attachment, combine the brown sugar, butter, clover honey and vanilla; beat on medium-high speed until light and fluffy, about 2 minutes. Add the flour and salt. Mix on low speed just until the mixture comes together and develops a sandy texture. Refrigerate in an airtight container for at least 30 minutes.

For the muffins:

Preheat oven to 350°F. Butter 12 muffin cups and dust with flour. In a small bowl combine the flour, baking powder and

salt. In the bowl of an electric mixer fitted with the paddle attachment, cream together sugar, butter, honey and vanilla. Add eggs one at a time and mix well; stir in milk. Add the dry ingredients and mix just until combined. Remove the bowl from the mixer and gently fold in blueberries using a rubber spatula. Scoop the mixture into the prepared muffin cups, filling them about three-fourths full. Sprinkle each top with 1 T of the salted honey crumble. Bake on the center rack of oven until golden, about 30 to 35 minutes.

Recipe Courtesy of Chef David Guas, Owner of Bayou Bakery, Coffee Bar & Eatery in Arlington, VA.

Veggie Wraps with Honey/Avacado Dressing

YIELD: Makes 3 servings

INGREDIENTS

Dressing:

2 T honey
½ avocado
2 T. lemon juice
1 garlic clove
2 T. mayonnaise

Wraps:

3 8" flour tortillas
½ red pepper, thin sliced
½ cucumber, thin sliced
½ carrot, julienned
1 tomato, sliced
3 oz. romaine lettuce, chopped
2 oz. cheddar cheese, grated
salt & pepper

DIRECTIONS to make the Honey Avocado Dressing:

In a food processor, combine honey, avocado, lemon juice, garlic, and mayonnaise. Blend until smooth.

Assemble Wraps:

Spread the avocado honey dressing evenly on all three tortillas.

Then divide the vegetables and place them on top of the dressing on each tortilla, sprinkle with cheese and a pinch of salt and pepper.

Roll the tortillas tightly, and slice into 6 even halves.



Answer: Same middle name.

Quilts Are Coming!!

We are always impressed with what the volunteers can come up with on those wonderful IHPA quilts. At each Annual Meeting in November, squares are handed out; these are assembled by the following spring, and the quilts emerge from their cocoons. At the summer Field Day, they are completed and we get to view them. At the next November meeting, one is



auctioned off and the second is raffled. People buy tickets from Rhonda (address back page) or at the Annual Meeting. Cost is \$5 per ticket or 5 for \$20. Set your heart on one or both of these!



My husband and I are new beekeepers looking for extracting equipment. Below is a list of what we are hoping to buy second hand from someone who has upgraded or retired their equipment. Searching for:

- honey extractor - long serrated uncapping knife - uncapping tank - strainers

Located between Montezuma and Barnes City. Call Ashley at 641-780-4695 or email kinkadea1@gmail.com



Complete honey extracting setup for rent by the week.

Pick up in Ames contact Zack for pricing.

515-290-5379 zakoopman@gmail.com

Scholarship winner--Reece Nielsen (excerpted from the Harlan Online.com e-newspaper, submitted by Carole Vannoy.)

KIRKMAN – A Kirkman teenager has spent the last year learning the beekeeping trade, thanks to a scholarship he was awarded in November, 2016 from the Iowa Honey Producers Association (IHPA)...

Nielsen and the other teenagers were given beekeeping classes, a complete hive, hive tools, beekeeping attire, an experienced mentor and the bees. Scholarship winners are required to document their first year of beekeeping with journals, photos and videos, and then present a formal project report to the organization after a year.

Nielsen last month presented a report about his highs and lows during his first year of beekeeping. With the help of his mentor, Lynn Danzer of Council Bluffs, he learned...how to properly introduce his bees to their new home and the use of the gear.

He learned how to care for his bees by making sure he had proper hive placement and set up, checking for adequate food and water sources (supplementing when necessary), monitoring brood production, administering efficient IPM (innovative pest management) and how to extract the honey from the hive.

Mobile Honey Extracting Unit

Get your honey from the supers to the bucket. Honey extraction at your site featuring hand hot knife uncapping and 20 frame radial extractor to process your honey quick and easy. Save time and eliminate the sticky mess, let us do your honey extraction for you!



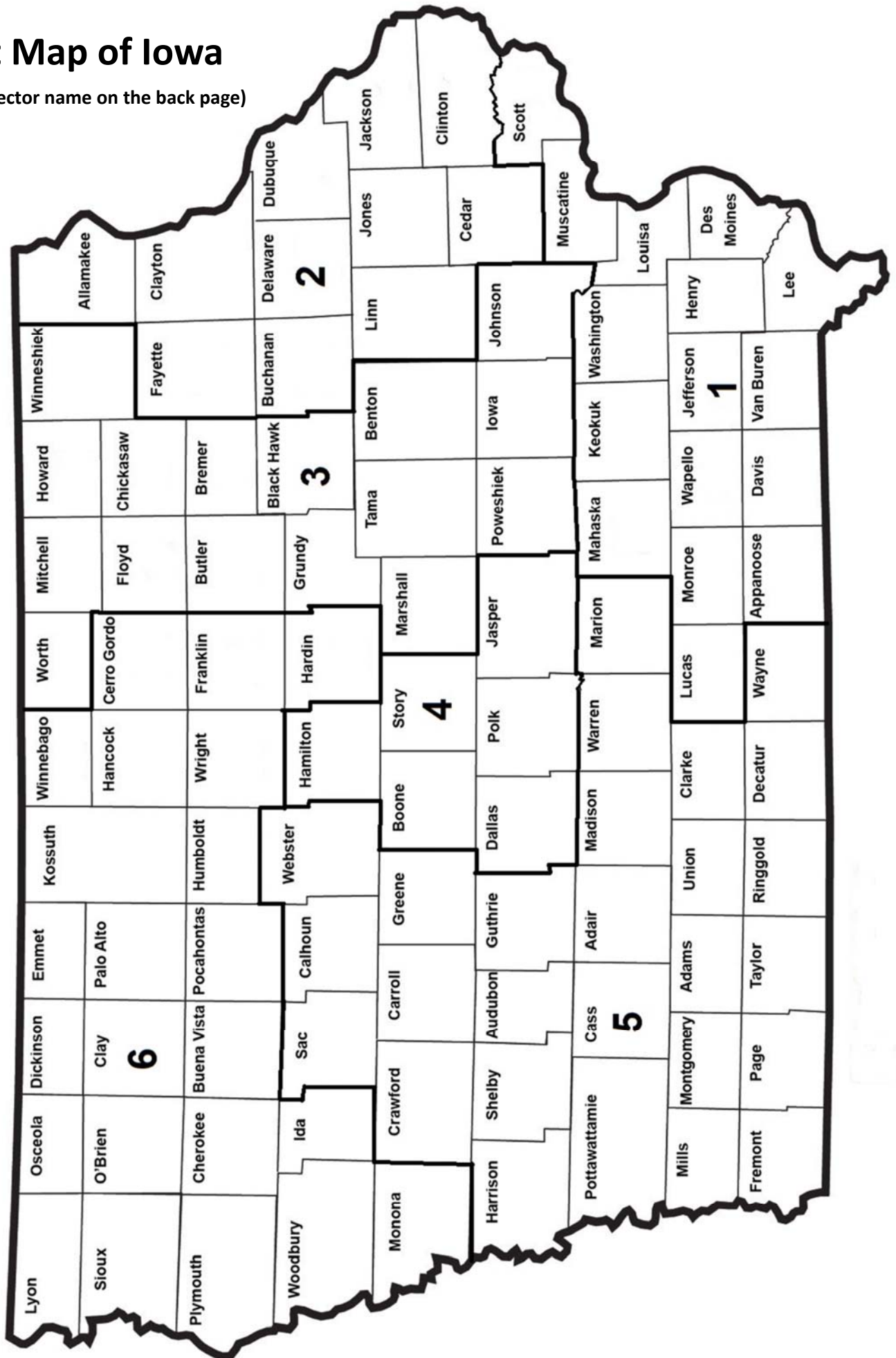
- Honey supers must be pulled, clean and bee free
- 20 amp electric plug in required-110
- Deep super \$20
- Shallow super \$15
- Clean up fee \$30
- Travel charge \$.75 mile-1 way
- Wait time assessed @ \$25/hr
- Wax cappings are part of payment
- Buckets available for purchase
- Refractometer available

Call today
to schedule your time



(Find your Director name on the back page)

(Find your Director name on the back page)





2018 IHPA Grant Proposal Form



The Iowa Honey Producers Association supports honeybee and beekeeping research through grants to research projects during the IHPA Annual Meeting.

The IHPA Grant Proposal Form will need to be submitted during the Submission Period prior to the Annual Meeting. The IHPA Board will review the stated use of the Grant to confirm the use is in line with the goal of promoting continued research in honeybees and beekeeping. This review will allow the board time to request additional information if needed, and ensure total proposed Grants do not exceed the association's budget for research Grants.

With acceptance by the IHPA Board, the Grant Proposal will be brought to the floor during the Business Meeting of the Annual Meeting for a vote by the members. Grant Proposals can be made by anyone with a current IHPA membership. Members are encouraged to help the Association to identify research projects that will continue to work for the benefit of honeybees, beekeepers and the honey industry.

Submission Deadline: October 15, 2018

Submission Period: July 1st – October 15th

IHPA Member submitting the Grant Proposal.

Name: _____

Address: _____

Phone Number: _____

E-Mail Address: _____

Grant Proposal

Proposed dollar amount of the IHPA Grant: \$ _____

Contact Information for head researcher / project organization.

Name: _____

Address: _____

Phone Number: _____

E-Mail Address: _____

Please provide a description of how the proposed Grant would be used in regard to your research relating to honeybees, beekeeping or the honey industry. (Please add additional page(s) as needed.)

The Buzz Newsletter Article Submissions

Please send submissions, classified ads, and photos to rrihpa@gmail.com

Or mail to The Buzz, c/o Ron Rynders, 890 13th Ave SE, Sioux Center, IA 51250 Cell 712-449-5010

The deadline for submissions is the 10th of each month to be included in the following month's newsletter. The Buzz is a monthly newsletter published by the Iowa Honey Producers Association which is an affiliate of the Iowa State Horticultural Society.

Below is the newer version of the Iowa beekeeping clubs. Please note that there are now 21 clubs across the state! Welcome to the new clubs, and we're all glad you've organized. In November, in Ames, we'll gather at some point to share ideas, ask questions and make plans for the future. The dream is to become more connected, developing a way of providing help and becoming more and more pollinator friendly. Advocacy in our neighborhoods is a huge, untapped potential at this point.

IOWA BEE CLUBS:

Back-to-Basics Beekeeping Club

Contact: Jim & Tina Marshall
2923 Jones Ave
Oskaloosa, IA 52577
Ph: (641)-660-0983
marshalljt@wildblue.net

Boone River Beekeeping Club

Contact: Roy Kraft
PO Box 1
Goldfield, IA 50542
Ph: (515) 293-2458
kroyster.rk@gmail.com

Cedar Valley Beekeepers

Contact: Ryan Dermody
1498 200th St
Waverly Iowa, 50677
Ph: (319) 461-4391
Dermody.ryan@gmail.com

Central Iowa Beekeepers Association

Contact Mike Sander, Pres.
1104 Scenic View
Altoona, IA 50009
Ph: (515) 205-9204
masander3@gmail.com

Des Moines Backyard Beekeepers

Contact: Ellen Bell
10458 SE Vandalia Drive
Runnells, IA 50237
Ph: (515) 707-9951
ellenbell.ia@gmail.com

East Central Iowa Beekeepers

Contact: Dave Irvin
2254 S. Riverside Dr
Iowa City, IA 52246
Ph: (319) 351-6205

Friendly Beekeepers of Iowa

Contact: Judy Spence
12839 Carpenter Trail
Carlisle, IA 50047
Ph: (515) 988-8397
jespencejr44@gmail.com

Great River Bend Beekeepers

Contact: David Hayes
1749 110th St.
Maquoketa, Iowa 52060
Ph: 563-678-2862
prairiecreekfrm@netins.net

Iowa B Club

Contact: Shane Bixby
Wickiup Hill Learning Center
10260 Morris Hill Rd
Toddville, IA 52341
Ph: (319) 721-3493
admin@IowaBClub.org

Loess Hills Beekeeping Association

Chris Ruhaak
22524 Hunt Avenue
Council Bluffs, IA 51503-7978
LHBA@LoessHillsBA.com

North Iowa Bee Club

Contact: Randy Elsbernd
19050 Thrush Ave
Mason City, IA 50401
Ph: (641) 420-7297
randlejd2210@gmail.com

Northeast Iowa Beekeepers Club

Contact: Gerald Hunter
2325 U.S. Hwy 52
Decorah, IA 52101
Ph: (563) 419-0877
gmhunter@netel.net

Northwest Iowa Beekeepers

Contact: Larry and Marlene Boernsen
6724 200th St.
Ocheyedan, IA 51254
Ph: (712) 320-1907
Lm5kbees@gmail.com

Omaha Bee Club

Contact: Linn Danzer
235 E. Orchard Ave
Council Bluffs, IA

Quad City Beekeeping Club

Contact: Ron Fischer or Doug Dahlin
Ph: 563-340-7498
qcbeeclub@yahoo.com

Red Rock Beekeepers

Contact: Jerry/Sheila Weldon
210 N. Iowa St (Extension Off)
Knoxville, IA 50138
Ph: (641) 891-4071 or 891-2268
weldonjs@windstream.net

Siouxland Beekeepers

Contact: Ron Rynders
890 13th Ave SE
Sioux Center, IA 51250
Ph: (712) 449-5010
rrihpa@gmail.com

Southeast Iowa Beekeepers

Contact: Vernie Ramsey
22781 Route J16
Birmingham, IA 52535
Ph: (319) 498-4355
Vdramsey@netins.net

Southwest Iowa Beekeepers

Contact: Mike & Donna Brahms
14922 535th Street
Griswold, IA 51535
Ph: (712) 778-4256
mbrahms@netins.net

Southern Iowa Hive Handlers

Ph: (402) 321-3754
Contact: Scott Kent
100 South Main
Osceola, IA 50213
Ph: 641-414-1600
clarkeccb@gmail.com

Tama County Bee Keepers

Jim & Penny Dolezal
1460-370th Street Tama, Iowa 52339
Ph: (641) 751-2985 or 751-2566
busybeeacres@yahoo.com

Board Positions Open – We Want You!

In November at the IHPA Annual Meeting and Conference, elections will take place. Before you say, “Not for me” and turn the page, hear me out. Serving on a board is a rewarding experience, similar to being a mentor. In fact, it is almost a guarantee you will love the organization more than when you agreed to serve. Your passion for beekeeping will flourish in a different direction.

Yes, many of you will scatter when the meeting turns to elections. Restrooms will suddenly see a surge of business. I’ve seen it happen numerous times and wonder why people do not care more about the leadership of the organization. Just because you are in the room doesn’t mean you have to run for a position. As a member of the IHPA, you are allowed a vote for those seeking to serve. Voting is a big responsibility, no matter how you see it. I encourage you to ask the candidate questions to determine their level of commitment, then exercise your right to vote for the best candidate.

Should you care to express an interest in running for a position, we have the following board positions available. Each position is a one-year term, effective the day following the election. Note, I have briefly listed only some of the responsibilities.

President – Sets the agenda and leads board meetings, follows up on projects and works with the established committees as needed, answers questions from members and the public, communicates with clubs, attends club meetings, writes a monthly President’s Message for the newsletter; works with other board members and committees on projects.

Vice President – Organizes the Summer Field Day and Annual Meeting and Conference. In the absence of the President, fills in for the role.

Secretary – Attends all board meetings; takes and prepares board minutes.

Treasurer – Keeps the records of the organization and handles the funds. For further details on this role, see my President’s Message in the July edition of The Buzz.

Historian – Assembles historical Iowa beekeeping information and makes it available to anyone who requests it. New

material is added year to ascertain a usable history of beekeeping in Iowa.

District Directors – Districts #1, #2, and #3 are up for election this year. These roles serve a term of two years. In 2019, Districts #4, #5, and #6 will be up for election. This role is important to those in the counties they serve; they attend club meetings in their district and may serve as a speaker. They work with members and non-members in their district to help with local matters such as getting the word out about a swarm, organizing beekeeping classes, answering general beekeeping questions via phone or via e-mail; and assisting in other areas.

One other position to consider is that of **Newsletter Editor**. Currently Ron Rynders serves in this role and though he thoroughly enjoys the responsibility – and does an outstanding job 12 months a year - he has confided in me that he’s getting older. The position does require a monthly time commitment and someone with a bit of computer savviness would find the job less taxing. Ron is not looking to give up the role just yet; he knows it will take someone a couple of months to learn the formatting details and get accustomed to the deadlines. He’s looking to recruit someone for this role and then provide training until that individual feels comfortable enough to make the transition.

Our board welcomes people of all levels of beekeeping (though being a beekeeper is not required) and strives to fill roles with those of varying backgrounds and life skills. Are you looking to get out of going to the gym? Do you need a break from a home project? Are you looking for a challenge? If you answered yes to either of these questions, we are interested in hearing from you. Regardless of whether any of our board members are interested running for their current position again, you are still able to throw your name into the hat. Competition is healthy and change, though tough, is good for the organization. We rely on volunteers to run this organization and all skill sets are needed.

Thank you for your consideration. I will look for my e-mail to explode with interested individuals.

Who wants to bee first?

Contact: Eve Vanden Broek
mrstheo@iowatelecom.net



For All Your Packaging Containers For Packing Honey

(No Order To Large or Small)

BL Plastic Containers, LLC

"We Built Our Business on
Service, Quality, and
Dependability."



BL Plastic Containers Inc
12726 Base Lins Rd
Kingston IL 60145

Phone : 515 266 6112

Fax : 515 266 1112

email monty2@charter.net
www.blplasticiowa.com

New Owners Deb & Tom Montavon

SPRING VALLEY HONEY FARMS, PERRY IOWA

See us for:

Corn Syrup: 40# bucket--\$18.00

50# bucket--\$23.00

Your container--.40/lb

500# + .35/lb

Protein Patties: \$2 each, or case of 40 \$70.00

Honey: 50# \$127.00 (\$2.40/lb + \$7—bucket)

Honey Styx: 1-499 cost .15 each

500-1,999 cost .12 each

Box of 2,000 costs .09 each--\$180

Connie [515-480-6076](tel:515-480-6076). Curt [515-480-6075](tel:515-480-6075)

PRECIOUSBEES FARM



**3# PACKAGE BEES
WITH ITALIAN QUEEN**
18 April & 10 May Delivery

Weather Dependent

Will Also Have Replacement Queens In May

Taking Orders for Complete Bee Hives
Manufactured in Iowa - \$250.00

We Also Manufacture Oxalic Acid Vaporizers
for Varroa Treatment - \$100.00

Phone: 319-400-4228

1828 Y Ave.

Homestead, Iowa 52236
preciousbeesfarm@aol.com



**Foley's
russian Bees**

Foley's Russian Bees is a Des Moines, Iowa based producer of Primorsky Russian bees and beekeeping equipment. We specialize in Russian mated queens and Russian nucleus hives. We also are a provider of Carniolan packages. When you are in need of bees, we can help!

To place an order, check us out on the web

www.RussianBee.com



Helping Beekeepers Keep Bees

Honey Bee Ware

Packaged Bees ♦ Nucs ♦ EquipmentSupplies ♦ Education
Honey Candy ♦Honey Mustard ♦ Honey Stixs

Your one stop shop for all your beekeeping equipment and supplies!

N1829 Municipal Dr., Greenville, WI 54942

920.779.3019

shop.honeybeeware.com

An authorized distributor for Mann Lake and Kelly Beekeeping



Quality and service that can't be beat anywhere in the industry.
See a full list of beekeeping products in our catalog!

Varroa EasyCheck



M014908

Premium Smokers

M00928



Apiguard or Apivar for Varroa Mite Control



M01480

M01490

VarroaVap Vaporizer to use with oxalic acid for varroa mite control

M01780



Assembled Starter Kit



C52201P

Quality Woodenware and Foundations

See our full line of attractive honey containers.



M00010

New 2015 Edition of The Hive and the Honey Bee

Tools



Request a Free Catalog today!
(on-line version available at www.dadant.com)

Full Line of Honey House Equipment



Little Wonder Hand-Extractor Kits

M00396KIT - Hand
M00403KIT - Power

Many styles from which to choose

Economy Vent Suit V01260(size) Suit



AMERICA'S OLDEST & LARGEST BEE SUPPLY COMPANY



WWW.DADANT.COM
TOLL FREE 1-888-922-1293

- 51 S. 2ND STREET, HAMILTON, IL 62341 PH (888) 922-1293 •
- 1318 11TH STREET, SIOUX CITY, IA 51102 PH (877) 732-3268 •

The Buzz Newsletter

Iowa Honey Producers Association
52735 187th Avenue
Chariton, IA 50049



2017/18 IHPA Leaders

Pres: Eve Vanden Broek
134 Holland Dr.
Pella, IA 50219
Ph: (515) 491-6760
mrstheo@iowatelecom.net

Vice. President: Erin Miller
5041 Valley Farm Rd
Central City, IA 52214
Ph: (319) 360-4913
erinmiller722@msn.com

Secretary: Heidi Love
18488 E Ave
Dawson, IA 50066
Ph: (515) 729-1761
bhlove5@aol.com

Treasurer: Rhonda Heston
52735 187th Ave
Chariton, IA 50049
Ph: (515) 724-2124
IHPATreasuer@gmail.com

Historian: Carole Vannoy
3205 Hillsdale Dr.
Urbandale IA 50322
Ph: (641)780-8947
lowabeekeepinghistory@gmail.com

Past Pres: Roy Kraft
PO Box 1
Goldfield, IA 50542
Ph: (515) 293-2458
kroyster.rk@gmail.com

Directors:
District 1: Jim Marshall
2923 Jones Ave
Oskaloosa, IA 52577
Ph: (641) 660-9930
jim.marshall@musco.com

District 2: Shane Bixby
5041 Valley Farm Rd
Central City, IA 52214
Ph: (319) 721-3493
shanebixby@aol.com

District 3: Mary Wiltgen
3025 270th St
Fredricksburg, IA 50630
Ph: (563) 920-9628
tmwiltgen@gmail.com

District 4: Doyle Kincy
7304 Monroe Ct
Urbandale, IA 50322
Ph: (515) 710-4752
dwkincy@msn.com

District 5: Eric Kenoyer
1270 Upland Lane
Van Meter, IA 50261
Ph: (515) 490-2477
ekenoyer@aol.com

District 6: Dave Korver
3314 510 St
Maurice, IA 51036
Ph: (712) 541-4803
dpkorver@frontier.com

State Apiarist: Andrew Joseph
Phone: (515) 725-1481
andrew.joseph@iowaagriculture.gov
IDALS website: www.agriculture.state.ia.us
Amy Toth, Assistant Professor Iowa State University Ecology, Evolution, and Organismal Biology
amytotoh@iastate.edu
www.public.iastate.edu/~amytotoh/Toth_lab/Home.html
Mary Harris maharris@iastate.edu
National Honey Board: www.honey.com
American Honey Producers Association: www.ahpanet.com
American Beekeeping Federation: www.ABFnet.org

IHPA Queen Program:
Connie Bronnenberg
14405 Hull Ave
Perry, IA 50220-6343
Ph: (515) 480-6076
cbronny823@aol.com

Youth Scholarship:
Ted Reeves
17400 Illinois St.
Ackworth, IA 50001
Ph: (515)720-7617
Beekeep-er@reevestkd.com

The Buzz Newsletter:
Ron Rynders
890 13th Ave SE
Sioux Center, IA 51250
Ph: (712) 449-5010
rrihpa@gmail.com

Bee Emergency Program Information:
Vern Ramsey
916 Country Lane Drive,
Apt. 21
Keosauqua, Iowa 52565
Ph: (319) 319-293-3555
vdr Ramsey@netins.net