




# *The Buzz*

*Newsletter of the Iowa Honey Producers Association*



August 2009



**About Entrance Reducers Pg.4**  
**Honeybees Warn of Risky Flowers Pg.6**  
**The Beeyard Report Pg.8**





## Dates To Bee Remembered

**9/27/2009** IHPA Board Meeting at the Heartland Inn in Des Moines at 2 p.m.  
**10/29/2009** IHPA Board Meeting at the Best Western Regency Inn, Marshalltown at 7 p.m.  
**10/30&31/2009** Annual Meeting at the Best Western Regency Inn, Marshalltown, IA



**For Sale:** Belt driven four frame tangent extractor, motor, stand, base, included. Unit has been maintained and is in good shape.

Contact:  
Tom Phelps  
1723 Hilltop Rd.  
Mt. Pleasant, IA 52641  
319-385-1553

**For Sale:** Honey extracting equipment Comb uncapper with slide and wax melter. Good for use with the new crop.

Contact Ann Garber at 641-873-4119  
or e-mail [logchain@grm.net](mailto:logchain@grm.net)

Ann Garber  
[logchain@grm.net](mailto:logchain@grm.net)  
Log Chain Honey  
Box 36  
Allerton Iowa 50008

**For Sale:** Burlap bags for sale \$1 each or 12 for \$10.

Contact Jeff Rosener  
515-965-6224

## Views wanted on honeybee venom

Thursday 2 July 2009

<http://www.food.gov.uk/news/newsarchive/2009/jul/venom>

A New Zealand company has applied to the Food Standards Agency for approval to market the venom from the honeybee as a novel food ingredient. A novel food is a food or food ingredient that does not have a significant history of consumption within the European Union before 15 May 1997.

The venom is extracted from the honeybee (*Apis mellifera*) by using a milking apparatus procedure. The venom is then dried and added to honey. The company, Nelson Honey and Marketing (New Zealand) Ltd, states that the venom may help to alleviate symptoms of arthritis.

Honey containing venom has been on the New Zealand market since 1996, but it is considered novel in the Euro-

pean Union.

Before any new food product can be introduced on the European market it must be rigorously assessed for safety. In the UK, the assessment of novel foods is carried out by an independent committee of scientists appointed by the Food Standards Agency, the Advisory Committee on Novel Foods and Processes (ACNFP).

## SUMMER FRUIT SALAD & HONEY SOUR CREAM

Printed from [COOKS.COM](http://COOKS.COM)

Mix 1 cup of dairy sour cream, 2 tablespoons honey and 2 tablespoons orange or grapefruit juice. Cover and refrigerate 1 hour.

1/2 c. strawberry halves or 1 c. whole raspberries  
1/2 c. seedless grapes, cut into halves  
2 med. peaches or nectarines, sliced  
2 sm. bananas, sliced  
Lettuce cups

Prepare honey-sour cream dressing. Mix all fruit. Spoon fruit mixture into lettuce cups and if desired, garnish with mint leaves. Serve with honey sour cream dressing.



## The Buzz Newsletter Article Submissions and IHPA Memberships

Please send submissions, classified ads, and photos to Alex W. Ebert by email to [TheBuzz@ABuzzAboutBees.com](mailto:TheBuzz@ABuzzAboutBees.com) or by mail to The Buzz, c/o Phil Ebert, 14808 S. 102<sup>nd</sup> Ave. E., Lynnville, IA 50153. **The deadline for submissions is the 15<sup>th</sup> of each month to be included in the following month's newsletter.** The Buzz is a monthly newsletter published by the Iowa Honey Producers Association which is an affiliate of the Iowa State Horticultural Society. IHPA Membership is only \$10 annually. To join IHPA and receive your complimentary member subscription to The Buzz Newsletter, please contact Melanie Bower, IHPA Treasurer, 207 S.E. Diehl, Des Moines, IA 50315, Phone: (515) 287-6542

## Greetings from the President of the IHPA

Dear Honey Producers,

Our household is in a complete upheaval. We just moved into our new home and are working feverishly to get caught up on orchard/garden/bee work for our new business. We just purchased an orchard about 20 miles from our Cumberland home and farm. Mike and I moved to Griswold and Steve, our middle son, and his two children are moving into our Cumberland home.

Our new address is:

Mike and Donna Brahms  
3 Bee Farms  
14922 535<sup>th</sup> Street  
Griswold, IA 51535  
(712) 778-4255 home  
(712) 778-4256 orchard line  
mbrahms@netins.net

The old telephone number will remain the same and Steve will answer it and give us messages until everyone can get accustomed to our new number. My cell phone number will also remain the same.

Steve is working with us doing the outside jobs such as orchard spraying, beekeeping, gardening, mowing, pruning, etc. He also does two of the farmers' markets so we now attend 7 a week. That will probably change this fall and next season. Our goal is to bring people to us at the orchard.

We still need volunteers to work at the IHPA sales booth at the Iowa State Fair. We don't have any of the days completely filled yet, so I will be calling people to fill in the schedule. Please consider working at the State

Fair if at all possible. This is the main fundraiser of the IHPA and the money earned is used for all of the programs that the IHPA sponsors each year. We will send you tickets to get into the fairgrounds on the day that you work.

I sure hope that your honey bees are finding more nectar than ours. It seems that each day has some rain, wind or is cool. Lots of sweet clover is blooming, but the honey bees just aren't doing as well as we had hoped. Some hives are doing great, others not. The same problem has arisen with gardening; too cool, too wet and not enough sunshine. We have gardens in two locations. Some things look better in one than the other. One thing that is thriving is weeds. We have a wonderful crop of weeds.

The IHPA board decided to give two talks each day of the Iowa State Fair in the Animal Learning Center. We hope to reach a lot of interested people with the story of bees and beekeeping. We learned last year of the interest and follow-up questions by the fairgoers concerning beekeeping. We hope to reach even more interested people this year. Iowa State Apiarist, Andy Joseph, is putting together a power point program for us to use as the basis of the talk.

I don't know about you, but I sure have received lots of calls about swarms of honey bees. I try to direct the callers to beekeepers close to them, but sometimes I just have to rely on the directory. I don't know if beekeepers are interested in swarms or not. Andy has expressed the same concern to me

about who to contact about swarms. If you do not want to be contacted, please let us know.

Our farmers' market customers and wholesale customers have been keeping us busy. Honey is selling really well. We are thankful for that. We should have summer apples in a few weeks for sale. We are working on our retail sales area to spruce it up. I just booked a group for October.

Hope everyone is ready for school to start. Our granddaughter, JoAnn is anxious to start first grade. Grandson, Jack, is starting preschool also. Summer goes by all too quickly.

Come enjoy the festivities at the Iowa State Fair with us in the IHPA honey sales booth. Join in the fun and fellowship for a good cause. Bee Cool this summer.

Sincerely,

Donna Brahms, IHPA President



## About the Entrance Reducer

With all the tips and suggestions made and distributed individually as well as in some newsletters there has been none as to how and when to use the smallest of items, the entrance reducer. The entrance reducer serves a dual purpose. One is to keep predators from entering the hive and the other is to assist the bees in keeping the warmth within the hive. If there is a colony present with few bees the reducer may prevent robbing.

Just remember that the bees require a temperature of 95 degrees in the brood area to hatch the eggs and develop the larvae.

SO, the entrance reducer should be placed in the entrance in October at or soon after all the surplus honey is removed. It should remain in place until the main honey flow starts which is about June 1<sup>st</sup> in Iowa. It may be the middle of May in Kansas and Missouri. Why restrict the entrance so long? I mentioned earlier to retain the heat of the colony. Normally colonies wintered in two brood chambers will start the early brood rearing in the upper chamber because that is easier for the bees to keep warm. There will likely be space there for the bees to produce a half dozen combs of brood. By keeping the entrance reducer in place the bees will gradually migrate toward the lower brood chamber as needed. By mid May there will be brood nearly all the way to the bottom bars of the frames in the lower chamber.

In the 1950s and 1960s we would sometimes reverse the two brood chambers in hopes the bees would work the former lower one soon. If that is done too early, as some beekeepers did, it would slow the development of the colony because it required that more bees stay home to keep the brood warm.

In the 60s we just kept the entrance reducer in place until June 1<sup>st</sup> and found that reversing of brood chambers was no longer necessary. It made

on less operation necessary and seemed better for the bees.

The lower brood chamber can be well established if in early April just eliminate the bottom brood chamber for a while and when the single is really crowded return the 2<sup>nd</sup> chamber.

So, the entrance reducer is a very important piece of equipment so use it to the advantage of the bees as well as yourself.

I prefer an entrance reducer I make over that which is provided by the equipment producers. It's easy to make. I cut out of regular 1" lumber, a piece 14 1/2 " long, 1 1/2 " wide, and cut a notch in the flat side 3/8ths x 1 1/2 ". Then saw another piece 3/8ths thick and 14 1/2 " long and nail on top of the other on one side. That keeps the reducer in place and can be reversed to close the entrance if need be.

To make the best use of the reducer and to benefit the bees the most it needs to be in the entrance more of the year than out. Give it a try. One time in mid May I inspected 400 colonies in Clinton County and the keeper had removed the entrance reducer early and left the middle entrance in place also and the bees had jammed the upper chamber and nearly all swarmed. A beekeeper came into my office in late March and said he had been out to his 1000 colonies and removed the reducers and I asked why? He said, "to keep them from swarming". He may have, but he also kept them from building good colonies.

Seeing is believing.  
Glen Stanley



## FOSSIL SHOWS FIRST ALL-AMERICAN HONEY-BEE

North America once had its own *Apis* species instead of today's imports

By Susan Milius

www.sciencenews.org August 2009

Telltale wing A 14-million-year-old fossil from Nevada shows the somewhat jumbled parts of a honeybee, recognizable by its distinctive pattern of wing veins (arrow) and other features shared by modern relatives. M. S. Engel/Proc. Cal. Acad. Sci.

North America did too have a native honeybee.

A roughly 14-million-year-old fossil unearthed in Nevada preserves what's clearly a member of the honeybee, or *Apis*, genus, says Michael Engel of the University of Kansas in Lawrence.

The Americas have plenty of other kinds of bees, but all previously known honeybees come from Asia and Europe. Even the *Apis mellifera* honeybee that has pollinated crops and made honey across the Americas for several centuries arrived with European colonists some 400 years ago.

"This rewrites the history of honeybee evolution," Engel says, turning over the long-held view of Europe and Asia as the native land of all honeybees.

The newly discovered bee, found squashed and preserved in shale, no longer exists as a living species, Engel says. To a specialist's eye, it looks closest to another extinct honeybee, *A. armbrusteri*, known from Germany.

Engel and his colleagues christen the new North American honeybee *Apis nearctica* in the current, May 7, issue of *Proceedings of the California Academy of Sciences*.

"It is indeed a big find," says David Grimaldi of the American Museum of Natural History in New York City.



"Completely unexpected," he says, considering all of the Eurasian fossils.

Grimaldi now compares the bees with horses. North America once had its own species, but the horses disappeared and Europeans eventually introduced theirs.

Engel says he wasn't expecting to rewrite the continent's history when he first heard the California Academy's Wojciech Pulawski describe some unidentified fossils from west-central Nevada. But when Engel first saw a photo of what Pulawski had led him to believe was an unpromising mess, he says, "I did a double take."

Engel spotted a definitive pattern in a wing that just buzzes honeybee. At the top of the wing, a vein thickens toward the middle, and veins below trace three characteristic shapes, including a (sort of) horse's head and a falling-sideways blob.

The bee had come apart, but Engel revels in the honeybee traits he can see. "This thing had hairy eyes," he says. Barbs on the stinger show up too. This bee probably had to leave its stinger behind at the cost of a fatal rip in its body, just as today's honeybees do.

*Apis nearctica's* honeybee ancestors may have made their way over a land bridge from Asia to traverse this great distance, Engel postulates as he reimagines the old view of honeybees. "I got to overturn some of my own stuff," he says.

### **Honeybees sterilise their hives**

Matt Walker  
Editor, Earth News

### **Honeybees sterilise their hives with antimicrobial resin, scientists have discovered.**

In doing so, they give the whole colony a form of "social immunity", which lessens the need for each individual bee to have a strong immune system.

Although honeybee resin is known to

kill a range of pathogens, this is the first time that bees themselves have been shown to utilise its properties.

The team published details of their discovery in the journal *Evolution*. Honeybees in the wild nest in tree cavities.

When founding a new colony, they line the entire nest interior with a thin layer of resins that they mix with wax. This mixture is known as propolis.

They also use propolis to smooth surfaces in the hive, close holes or cracks in the nest, reduce the size of the entrances to keep out intruders, and to embalm intruders that they've killed in the hive that are too big to remove.

A number of studies have shown that propolis has a range of antimicrobial properties, but mostly in relation to human health. For example, numerous publications cite its effectiveness against viruses, bacteria and even cancer cells.

That is how Mike Simone, a PhD student from the University of Minnesota in St Paul, US, and his supervisor Professor Marla Spivak became interested.

Spivak and her colleagues had tested the effectiveness of honeybee propolis against the HIV-1 virus. They then progressed to see how it impacted bee pathogens, such as American foul-brood.

"This led us to wonder what other things propolis might be doing for the bees," said Simone.

In experiments funded by the US National Science Foundation, Simone's team painted the inside walls of hives with an extract of propolis collected from Brazil or Minnesota. This inside layer mimicked how propolis or resins would be distributed in a feral colony nesting in a tree cavity.

They then created colonies of honeybees and housed either in hives en-

riched with resin, or hives without the resin layer - to act as a control.

After one week of exposure they collected bees that had been born in each colony.

Genetic tests on these 7-day-old bees showed that those growing in the resin-rich colonies had less active immune systems.

"The resins likely inhibited bacterial growth. Therefore the bees did not have to activate their immune systems as much," said Simone.

"Our finding that propolis in the nest allows bees to invest less in their immune systems after such a short exposure was surprising. Resins in the hive have been thought of as a potential benefit to a honey bee colony, but this has never been tested directly."

Using resins to help sterilise the colony can be thought of as a type of "social immunity" said the researchers.

And it may partly explain why bees and other social insects, such as ants, collect resins to build their nests in the first place.

"Honeybees can use wax, which they produce themselves, to do all the things that they use resin for in the nest. So it is interesting to think about why they might go and collect resins," said Simone.

"Especially since resins, being sticky, are hard to manipulate and take a lot of energy for individual bees to gather in very small quantities."

There is also some evidence that some mammals and birds coat themselves in naturally-occurring plant resin in a bid to reduce infestations with parasites.

Story from BBC NEWS:

[http://news.bbc.co.uk/go/pr/fr/-/earth/hi/earth\\_news/newsid\\_8152000/8152574.stm](http://news.bbc.co.uk/go/pr/fr/-/earth/hi/earth_news/newsid_8152000/8152574.stm)



## Honeybees Warn of Risky Flowers

Matt Walker  
Editor, Earth News

**Honeybees warn each other to steer clear of dangerous flowers where they might get killed by lurking predators.**

Scientists made the discovery by placing dead bees upon flowers and then watching how newly arriving bees react to the danger.

Not only do the bees avoid the flowers, they then communicate the threat when they return to the hive via their well known waggle dance.

The discovery is published in the journal *Animal Behaviour*.

The honeybee waggle dance is a surprisingly sophisticated mode of communication.

When foraging bees return to the hive, they waggle their bodies in a complex dance first deciphered by biologists more than 40 years ago.

The angle and direction of the forager bees' waggle dance conveys how far and in what direction other more naive bees need to fly to reach flowers that will provide plentiful sources of food.

Honeybees are also more likely to waggle and dance when returning from food sources containing high concentrations of sucrose.

But now scientists Kevin Abbott and Reuven Dukas of McMaster University in Hamilton, Ontario, Canada have found that honeybees use the waggle

They then recorded whether and how the bees performed a waggle dance on their return to other members of the hive colony.

On average, bees returning from safe flowers performed 20 to 30 times more waggle runs than bees returning from dangerous flowers.

That shows that the bees recognise that certain flowers carry a higher risk of being killed or eaten by predators, such as crab spiders or other spider species that ambush visiting bees.

What's more, they factor this risk into their waggle dances, tempering them to steer their colony mates away from flowers that might be dangerous.

Story from BBC NEWS:  
[http://news.bbc.co.uk/go/pr/fr/-/earth/hi/earth\\_news/newsid\\_8176000/8176878.stm](http://news.bbc.co.uk/go/pr/fr/-/earth/hi/earth_news/newsid_8176000/8176878.stm)

### WEAVER'S *famous* QUEENS and *Package Bees*

★ Buckfast ★ All-American

Order On-Line Now

Visit us on the Web at [www.rweaver.com](http://www.rweaver.com)

**THE R WEAVER APIARIES, INC.**

16495 CR 319, Navasota, TX 77868

Ph: 936/825-2333 [rweaver@rweaver.com](mailto:rweaver@rweaver.com)

dance to do more than just encourage others in their colony to visit bountiful flowers.

#### Avoiding danger

They trained honeybees to visit two artificial flowers containing the same amount and concentration of food.

They left one flower untouched, making it a "safe" food source for the bees.

On the other flower, they placed the bodies of two dead bees, so they were visible to arriving insects, but would not interfere with their foraging.



## Researchers Look for Honey-bee Killer

Posted August 6, 2009

<http://www.spokesman.com>

KEVIN GRAMAN,  
The Spokesman-Review

SPOKANE, Wash.—Washington State

University researchers on the trail of a mysterious honeybee killer have narrowed the list of contributors to two — a microscopic pathogen and pesticides.

"We are getting closer to understanding the possible causes of colony collapse disorder," WSU professor of entomology Steve Sheppard said of the malady that has decimated bee colonies nationwide since it emerged about three years ago.

CCD leaves colonies bereft of adult bees, yet there are no dead bees to be found near the hives. Often queens remain in the hives along with immature bees called brood. But not even raiders from rival bee colonies will touch the honey and pollen that remain in the defenseless hive.

In the winter of 2007-08, the disorder wiped out about 80 percent of Western Washington bee colonies, said Eric Olson, who keeps the state's largest bee population.

That winter Olson, owner of Olson Honey in Yakima, lost 4,000 colonies, nearly a third of his total. Last year he lost 3,000 more to CCD, costing his business nearly \$750,000.

"We're buying bees like crazy," said Olson. "But we're just treading water."

The threat to the honeybee population could have a profound effect on agriculture. Although other species are capable of pollination, none do so as efficiently as the honeybee. About a third of what we eat comes from crops pollinated by honeybees, according to the Agriculture Research Service. Bee pol-

lination is particularly important to specialty crops like almonds, berries, tree fruit and many vegetables.

Yet as the demand for honeybees grows, the number of U.S. bee colonies has declined from 3.5 million in 2008 to 2.4 million today. As a result, beekeepers are transporting their bees farther and farther to do the work.

"In Washington state, about 75 percent of tree fruit pollination is done by out-of-state beekeepers," Olson said. The 66-year-old said his is one of only about 10 commercial operations left in the state. "Twenty years ago, you didn't see an out-of-state beekeeper up here."

Olson was so concerned about the threat that in 2008 his family raised nearly \$350,000 to help establish WSU's diagnostic laboratory to collect information on honeybee health.

The investment already has begun to bear fruit with Sheppard's announcement last week that he and his team have made inroads in the struggle against CCD.

"One of the first things we looked at was the pesticide levels in the wax of older honeycombs," Sheppard said. Many of the combs of colonies affected by CCD contained significant residues of insecticides, herbicides, miticides and fungicides.

Judy Wu, a WSU graduate student studying the effects of these chemicals on bees, found that adults raised in contaminated hives had significantly reduced longevity.

Sheppard said beekeepers could combat the effects of chemical contamination by changing honeycombs more frequently.

Meanwhile, another graduate student, Matthew Smart, surveyed bee colonies from California and the Pacific Northwest for a pathogen known as nosema ceranae, which undermines a bee's ability to process food.

Smart found the pathogen, which was first described in 2007, to be widespread.

Olson said the nosema ceranae is a resilient foe. After treating his hives with a mega-dose of the antibiotic fumagillin, the pathogen levels actually increased.

"We're throwing antibiotics on them not knowing whether it's doing any good," Olson said.

He hopes the WSU lab, which received state funding for another entomologist in the past legislative session, soon will provide a practical solution to CCD — "real-time information that can help beekeepers make smarter decisions."

"I hope it tells us what's going on," Olson said. "I'm sick and tired of guessing."



## THE BEEYARD REPORT

It has been a bum summer for bees. We averaged an inch of rain per day prior to June 22. June 23 started well but we couldn't make it through two days without rain. Then we hit five days without rain but temps remained low. This trend has persisted through July. I needed a jacket on the fourth of July. The 16th was my birthday. The temp was 70 degrees. Some yards have a fair crop but, overall, it's not very good. A number of the comb honey colonies have swarmed. A colony full of bees without much to do is going to wind up hanging in a tree somewhere. It's turning into a replay of 2008. Lot's of bloom but very little honey. We had some honey come in during June but July has been a bust. There is still time but I'm losing optimism.

We peaked out at 635 colonies. It will be downhill from there. We will build a few colonies from our queen yard but numbers will decrease as we move into fall. The demand for queens has been brisk. Adam had a virgin get loose in one of his cell builders. That really put us behind. Dan Dixon loaned us a VSH queen to graft from. Adam has grafted one lot of cells from her and I think he intends to do another one. He has also sold some cells. We have never done that before.

Water came up in the pit again after a 2" gully washer. After that, Alex and I spent a day getting the tile around the addition hooked up and installing gutters.

We had big trees go down in two of our yards. One of them leveled six hives. The one in the other yard fell across the lids. It didn't knock anything down but it took a lot of work before the boys could get the lids off.

One of my projects has been to get the extracting line set up in the new addition. Our Cowen uncapper had some bad bushings. I managed to ruin one of the master links when I took the chain apart. I found out you can't get

## Income Statement for The Iowa Honey Producers Association For The Year Ending September 30, 2008

The income statement for the year ending September 2008 is listed below. The books were reviewed by the financial committee of the IHPA. The 501C5 has been sent to the IRS and status is pending. The 990 was sent to the IRS in February.

### IOWA HONEY PRODUCERS ASSOCIATION INCOME STATEMENT YEAR ENDING SEPTEMBER 30, 2008

Revenues	
Membership Dues	\$ 2,635.00
Annual Meeting	\$ 2,394.00
T-Shirt/Cookbooks	\$ 617.00
Misc. Income	\$ 4,131.00
Sales	\$ 66,323.00
Total Revenues	\$ 76,100.00
Cost of Goods Sold	\$ 26,012.00
Gross Profit	\$ 50,088.00
Expenses	
General	\$ 11,705.00
Mailing	\$ 1,791.00
State Fair	\$ 17,241.00
Queen Program	\$ 5,126.00
Annual Meeting	\$ 9,126.00
Misc. Expenses	\$ 4,181.00
Total Expenses	\$ 49,170.00
Net Income/(Loss)	\$ 918.00

Respectfully,  
Melanie Bower  
Treasurer, IHPA

master links for hollow pin chain just anywhere. I had to order them. I have also been going to restaurant sales looking for stainless steel tables. I finally hit a sale in Montezuma where they went cheap. We are gradually getting the things we need.

Honey sales have been great. As I write this we have only four barrels of honey left in the warehouse. We'll have to start extracting the first week of August whether the supers are full or not.

The barn swallows in the nest above the back door are nearly full grown. They will be gone soon. That's about it for now. I hope to see a lot of you at the fair.

Submitted by Phil Ebert



# Your ONE and ONLY "in hive" Small Hive Beetle Treatment!




## Lowest Price Ever!

**CheckMite+™**

DC-800 CheckMite+™ 100 pack.....**\$150.00**

DC-810 CheckMite+™ 10 pack.....**\$ 19.95**



### Small Hive Beetle Treatment

- Use a ground drench in addition to CheckMite+™
- Use 1 strip cut in 1/2 then attached to a 5" x 5" corrugated square. Place square strip side down on bottom board.
- Remove strips after 42-45 days

### Non-Medicated 5" x 5" Plastic Squares

For use in application with CheckMite+™ in treating Small Hive Beetles.

DC-815 Black Squares 1 - 499.....\$.35  
500+.....\$.29

### GardStar®

It is important to use GardStar® as a ground drench when treating for the small hive beetle!



DC-825 GardStar® 4 oz. bottle.....\$ 26.95

DC-830 GardStar® quart bottle.....\$114.95

## Mann Lake Ltd.

Hackensack, MN - Woodland, CA

Order anytime at  
[www.mannlakeltd.com](http://www.mannlakeltd.com)

or call  
**800-880-7694**

Prices are subject to change without notice and do not include shipping charges.


### SHB Life Cycle

Eggs → Larvae → Pupae → Adult

### Avoiding SHB Infestations

- Keep strong healthy hives by treating for disease and mites when appropriate.
- Feed syrup and pollen substitute to keep your hives strong when natural sources are not available.
- Use CheckMite+™ and GardStar® at the first sign of infestation.

**TIP:** To attract the beetles, spread a small amount of Bee-Pro® patty down the center of the square then attach the strip on either side of the patty



### Varroa Treatment

- Treatment is most effective when brood rearing is lowest
- Treat all infested colonies within the yard
- Use 1 strip for every 5 frames of bees
- Remove strips after 42-45 days

**For All Your Packaging Containers  
For Packing Honey**

**( No Order Too Large or Small )**

## **BL Plastic Containers**



**"We Built Our Business on  
Service, Quality, and  
Dependability."**

**Elmer C. Lynn  
405 Kimberly Lane  
Des Moines, IA 50327**

**Phone : 515-266-6112  
Fax : 515-266-1112**

## **LAPPS BEE SUPPLY CENTER**

**500 SOUTH MAIN STREET  
REESEVILLE, WISCONSIN 53579**

**Beekeeping & Candlemaking  
Supplies**

**FREE CATALOG  
1-800-321-1960**

**"Serving the beekeeper  
for 25 years"**



**Do you need to reach  
Iowa Beekeepers?**

**Create a buzz of your own!**

**Place an ad in *The Buzz Newsletter* today.**

<b>2" x 1/2 page</b>	<b>\$6.00 per month</b>
<b>1/4 page</b>	<b>\$15.00 per month</b>
<b>1/2 page</b>	<b>\$30.00 per month</b>
<b>Full page</b>	<b>\$60.00 per month</b>

**Please contact The Buzz Newsletter at  
[thebuzz@abuzzaboutbees.com](mailto:thebuzz@abuzzaboutbees.com)**



**32 YEARS SERVING USA BEEKEEPERS  
MAKE US YOUR SOURCE**

**BEEKEEPING EQUIPMENT  
CANDLEMAKING EQUIPMENT  
SOAPMAKING EQUIPMENT  
PACKAGE BEES  
QUEENS  
UNIQUE CONTAINERS  
EXPERT INFORMATION**

**HIGH FRUCTOSE CORN SYRUP**

**FREE CATALOG ON REQUEST**

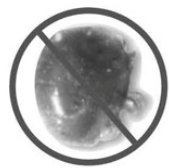
## **B & B Honey Farm**

**5917 Hop Hollow Road  
Houston, Minn. 55943**



**Information 1-507-896-3955  
Order Line 1-800-342-4811  
Fax 1-507-896-4134  
Email [bbhoney@acegroup.cc](mailto:bbhoney@acegroup.cc)**





# Control Varroa Mites Naturally With Apiguard—Another “Bee Friendly” Product From Dadant!



**Late summer or early fall are the best times to treat with Apiguard.**

Wake up to the natural efficacy of Apiguard®

A slow release thymol gel, a new and effective treatment for varroa mites.



## M01480

Apiguard® c/10 Foil Pack  
Ship Wt. 2 lbs

1-9	.....\$29.75
10-99	.....\$27.50
100 +	.....\$22.50

Foil pack contains 10 individual 50g treatments ready for application.

- A natural and non-toxic treatment
- Through thousands of treatments efficacy rates ranged from 85% to 95% with an overall average of 93%.
- It respects both the hive products and the consumer.
- Encourages the hygienic behavior of the honey bee, preventing a number of related problems.
- Resistance is controlled and unlikely to occur with Apiguard.
- Ease of use: 2 x 50gm treatment trays per hive, with an interval of 14 days, in summer just after the honey flow.
- Best results occur when bees are active and maximum daily temperatures are between 60°F and 105°F.



Bulk tub comes complete with dosing scoop, spatula, and delivery pads.



## To Use Apiguard

Place the dosing tray or pad centrally on the top of the brood frames gel side up. Be sure to allow at least 1/4" of spacing between the top of the tray and the cover using spacer boards or empty supers as needed. Apply the second dose 14 days after the first. Screened bottom boards should be closed while Apiguard is being applied.

**M01481** Apiguard® Bulk Tub (6.6 lbs.)  
Contains 60 50g treatments in bulk gel form.  
Ship Wt. 8 lbs

1-19	.....\$84.25
20-99	.....\$82.15
100-299	.....\$80.10
300 +	.....\$75.99



Foil tray shown on brood frames.



**& Sons, Inc.**  
1318 11th St., Sioux City, IA 51102  
712-255-3232 ph.  
712-255-3233 fax  
Toll-free 877-732-3268  
www.dadant.com

# The Buzz Newsletter

Iowa Honey Producers Association  
207 S.E. Diehl  
Des Moines, IA 50315

RETURN SERVICE REQUESTED

ISSUE 8 – August 2009



PRSRRT STD  
U.S. POSTAGE PAID  
DES MOINES, IA  
PERMIT NO.  
4271



## Officers

**President:** Donna Brahms  
14922 535<sup>th</sup> Street  
Griswold, IA 51535  
(712) 778-4255 home  
mbrahms@netins.net

**Vice President:** Pat Ennis  
1040 Union Ave.  
Goodell, IA 50439  
(641) 444-4767  
flat\_Lander@lycos.com

**Secretary:** Mary Ebert  
705 Hwy. #1 West  
Iowa City, IA 52246  
(319) 354-6696  
Mebert@netins.net

**Treasurer:** Melanie Bower  
207 S.E. Diehl  
Des Moines, IA 50315  
(515) 287-6542  
melrb@msn.com

**Historian:** Peggy Ennis  
1040 Union Ave.  
Goodell, IA 50439  
(641) 444-4767

**Past President:** Curt Bronnenberg  
1433 Hull Ave.  
Perry, IA 50220  
(515) 465-5939  
CBronny823@aol.com

## District Directors

**District #1** Kristoffer Valleroy, Sr.  
1638 W 35th St.  
Davenport, IA 52806  
(563) 320-1488  
kvalleroy@yaho.com

**District #2** Louise Johnson  
34147 310<sup>th</sup> St.  
Guttenberg, IA 52052  
(563) 252-2340  
LouiseJ@alpinecom.net

**District #3** Matt Stewart  
2956 170th St.  
South Amana, IA 52234  
(319) 662-4145

**District #4** Phil Ebert  
14808 S. 102<sup>nd</sup> Ave. E.  
Lynnvile, IA 50153  
(641) 527-2639  
Ehoney37@netins.net

**District #5** Pat Randol  
2505 Carriage Trail  
Winterset, IA 50273  
(515) 210-7445  
Pat.Randol@RandolHoney.com

**District #6** Larry Boernsen  
6724 200th Street  
Ocheyedan, IA 51354  
(712) 735-4205  
lm5kbees@iowatelecom.net

## State Apiarist

Andrew Joseph (515) 725-1481  
andrew.joseph@iowaagriculture.gov



## Queen Co-Chairs

Regina Jager (641) 660-0772  
Louise Johnson (563) 252-2340

## Iowa Beekeeper Clubs

### East Central Iowa Beekeepers

Contact: Terry Dahms  
3086 Sycamore Trail NE  
Iowa City, IA 52240  
(319) 338-5919  
Terry.dahms@gmail.com

### North Iowa Bee Club

Contact: Pat Ennis  
1040 Union Ave.  
Goodell, IA 50439  
(641) 444-4767  
Flat\_Lander@lycos.com

### Northeast Iowa Beekeepers

Contact: Louise Johnson  
34147 310<sup>th</sup> St.  
Guttenberg, IA 52052  
(563) 252-2340  
LouiseJ@alpinecom.net

### Northwest Iowa Beekeepers

Contact: Larry J. Boernsen  
6724 200th St.  
Ocheyedan, Iowa 51354  
(712) 735-4205  
Lm5kbees@iowatelecom.net

### Southeast Iowa Beekeepers

Contact: Dave Oliver  
1603 200<sup>th</sup> St.  
Fairfield, IA 52556  
(641) 472-3916

### Southwest Iowa Honey Producers

Contact: Mike & Donna Brahms  
65071 720th St.  
Cumberland, IA 50843  
(712) 774-5878

### Back-to-Basics Beekeeping Club

Contact: Eves Cadwallader  
2420 285th St.  
Oskaloosa, IA 52577  
(641) 673-3993  
weic@kdsi.net

### Central Iowa Beekeepers Association

Contact: Arvin Foell  
30930 530<sup>th</sup> Ave.  
Kelley, IA 50134  
Home phone 515/597-3060  
Cell phone 515/450-9494  
ajfoell@huxcomm.net

### Des Moines Backyard Beekeepers

Contact: Frank Pering  
210 E. Kirkwood Ave.  
Des Moines, IA 50315

## Additional Links and Emails

**IDALS website**  
[www.agriculture.state.ia.us](http://www.agriculture.state.ia.us)

**National Honey Board**  
[www.honey.com](http://www.honey.com)

**American Beekeeping Federation website**  
[www.ABFnet.org](http://www.ABFnet.org)

**Robert Haxton**  
**Food Processing Plants**  
**Iowa Dept. of Inspections and Appeals**  
[rhaxton@dia.state.ia.us](mailto:rhaxton@dia.state.ia.us)